DSM PA and EVIDS System Replacement

DES MOINES AIRPORT AUTHORITY

DES MOINES, IOWA

CONTRACT ID: 2025-01-10

ISSUED FOR:

100% DESIGN

MAY 23, 2025

LICENSED PROFESSIONAL ENGINEER
MATTHEW HENDEL
P27874
IOWA

I HEREBY CERTIFY THAT THIS ENGINEERING DOCUMENT WAS PREPARED BY ME OR UNDER MY DIRECT PERSONAL SUPERVISION AND THAT I'M A DULY LICENSED PROFESSIONAL ENGINEER UNDER THE LAWS OF THE STATE OF IOWA

NAME: MATTHEW HENDEL

SIGNATURE — DATE: 05/23/25

DISCIPLINE: PROFESSIONAL ENGINEER, IOWA STATE LICENSE NO. P27874
LICENSE EXPIRES: 12/31/2026
SHEETS COVERED BY THIS SEAL: TA0-000 - TA7.003

SHEET INDEX

Sheet Number	Sheet Title
TA0-000	COVER SHEET
TA0-001	LEGEND AND ABBREVIATIONS
TA0-002	NOTES AND RESPONSIBILITY MATRIX
TA0-100	OVERALL SITE PLAN
TA1-B01-001	EXISTING TERMINAL BASEMENT AREA 01
TA1-B01-002	EXISTING TERMINAL BASEMENT AREA 02
TA1-B01-003	EXISTING TERMINAL BASEMENT AREA 03
TA1-B01-101	EXISTING TERMINAL LEVEL 1 AREA 01
TA1-B01-102	EXISTING TERMINAL LEVEL 1 AREA 02
TA1-B01-103	EXISTING TERMINAL LEVEL 1 AREA 03
TA1-B01-104	EXISTING TERMINAL LEVEL 1 AREA 04
TA1-B01-105	EXISTING TERMINAL LEVEL 1 AREA 05
TA1-B01-106	EXISTING TERMINAL LEVEL 1 AREA 06
TA1-B01-107	EXISTING TERMINAL LEVEL 1 AREA 07
TA1-B01-108	EXISTING TERMINAL LEVEL 1 AREA 08
TA1-B01-109	EXISTING TERMINAL LEVEL 1 AREA 09
TA1-B01-110	EXISTING TERMINAL LEVEL 1 AREA 10
TA1-B01-201	EXISTING TERMINAL LEVEL 2 AREA 01
TA1-B01-202	EXISTING TERMINAL LEVEL 2 AREA 02
TA1-B01-203	EXISTING TERMINAL LEVEL 2 AREA 03
TA1-B01-204	EXISTING TERMINAL LEVEL 2 AREA 04
TA1-B01-205	EXISTING TERMINAL LEVEL 2 AREA 05
TA1-B01-206	EXISTING TERMINAL LEVEL 2 AREA 06
TA1-B01-207	EXISTING TERMINAL LEVEL 2 AREA 07
TA1-B01-208	EXISTING TERMINAL LEVEL 2 AREA 08
TA1-B01-209	EXISTING TERMINAL LEVEL 2 AREA 09
TA1-B01-210	EXISTING TERMINAL LEVEL 2 AREA 10
TA1-B01-302	EXISTING TERMINAL LEVELS 3 & 4 AREA 02
TA1-B61-101	BUILDING 61 NORTH IDF BUILDING
TA1-B70-101	BUILDING 70 BACKUP OPS-ARFF
TA4-B01-001	EXISTING TERMINAL ENLARGED PLANS
TA4-B01-002	EXISTING TERMINAL ENLARGED PLANS
TA4-B01-003	EXISTING TERMINAL ENLARGED PLANS
TA4-B01-004	EXISTING TERMINAL ENLARGED PLANS
TA6-001	PA BLOCK DIAGRAM
TA6-002	FIDS BLOCK DIAGRAM
TA7-001	PA SCHEDULES
TA7-002	PA SCHEDULES
TA7-003	EVIDS SCHEDULE

HNTB

HNTB Corporation
715 Kirk Drive
Kansas City, Missouri 64105
(816) 472-1201

Burns
10733 Sunset Office Dr, Suite 215
St. Louis, MO 63127
(800) 803-1386

NOT FOR CONSTRUCTION

OWNER/DEVELOPER:

LIFT DSM

DSM INTERNATIONAL AIRPORT

DES MOINES INTERNATIONAL AIRPORT
DSM PA AND EVIDS SYSTEM REPLACEMENT
CONTRACT ID: 2025-01-10

KEY PLAN

DATE	05/23/25
ISSUED FOR:	100% DESIGN
PROJECT NO.	63281
ISSUED BY:	HNTB
DRAWN BY	KKB
CHECKED BY	JCK
APPROVED BY	MRH

REV	DATE	DESCRIPTION

SHEET TITLE & NUMBER
COVER SHEET

TA0-000

Copyright HNTB Corporation 2025

LEGEND NOTES

1. THIS IS A STANDARD SYMBOL LIST. ALL SYMBOLS MAY NOT APPEAR ON THIS PROJECT.
2. IN GENERAL, SYMBOLS SHOWN WITH LIGHT LINES DENOTE EXISTING WORK, SYMBOLS SHOWN WITH HEAVY LINES DENOTE NEW WORK. REFER TO PHASING LEGEND FOR ADDITIONAL INFORMATION.
3. ALL MOUNTING HEIGHTS ARE TO CENTERLINE OF ALL DEVICES AND EQUIPMENT, UNLESS OTHERWISE NOTED.

SHEET NUMBER KEY

TAX-AYY-NZZ

- AREA OR SEQUENTIAL
- LEVEL
- LOCATION DESIGNATOR 2
  BUILDING OR GATE NUMBER
- LOCATION DESIGNATOR 1
  - B BUILDING
  - G GATE
- SHEET TYPE
  - 0 GENERAL
  - 1 OVERALL PLANS
  - 2 AREA PLANS
  - 4 ENLARGED
  - 5 DETAILS
  - 6 DIAGRAMS
  - 7 SCHEDULES
- DISCIPLINE
  - TA PA / EVIDS

GENERAL

MATCHLINE

DETAIL
PLAN DETAIL REFERENCE
SHEET

DETAIL
PLAN DETAIL REFERENCE
SHEET

DETAIL
PLAN DETAIL REFERENCE
SHEET

PLAN NORTH
NORTH ARROW
TRUE NORTH

ROOM NAME AND NUMBER

SHEET KEYED NOTE

DETAIL / DIAGRAM SPECIFIC KEYED NOTE

REVISION OR ADDENDUM

MOUNTING HEIGHT LEGEND

CEILING	PUBLIC ADDRESS SPEAKERS AND AMBIENT NOISE SENSORS
4'-0" AFF	WALL MOUNTED TELEPHONES, MICROPHONE JACKS, INTERCOM STATIONS, LCD KEYPADS, ZONE ENCLOSURES
1'-6" AFF	DATA/TELEPHONE JACKS
0'-0" AFF	IN FLOOR JUNCTION BOXES FLUSH TO FINISHED FLOOR (DATA, TELEPHONE)

NOTES:

1. IN MASONRY CONSTRUCTION THE MOUNTING HEIGHTS SHALL BE USED FOR REFERENCE TO THE NEAREST BLOCK OR BRICK COURSING.
2. THE ABOVE MOUNTING ELEVATIONS ARE TO CENTER OF DEVICE AND SHALL BE ADHERED TO UNLESS SPECIFICALLY NOTED OR DETAILED OTHERWISE ON THE DRAWINGS AND/OR SPECIFICATIONS.
3. COORDINATE THE INSTALLATION AND MOUNTING ELEVATIONS OF ALL EQUIPMENT, DEVICES, CONTROLS, AND APPURTENANCES PRIOR TO INSTALLATION. DOCUMENT ALL MOUNTING ELEVATIONS FOR ALL EQUIPMENT, DEVICES, CONTROLS, AND APPURTENANCES AT THE TIME OF SHOP DRAWING SUBMITTAL.

PREMISE DISTRIBUTION SYSTEM

DATA OUTLET

- WALL MOUNTED
- FLOOR MOUNTED
- CEILING MOUNTED
- FLOOR POKE-THRU
- FLOOR POKE-THRU (PASS-THROUGH ONLY)

X.GYY.ZZZ
AAA-JBB [N]

- LEVEL
- GATE
- SEQUENTIAL ID
- OUTLET TAG
- CABLE QUANTITY
- JUNCTION / DEVICE BOX TYPE
- OUTLET TYPE (REFER TO SHEET T503)

CONDUIT

- CONCEALED IN CEILING OR WALL
- IN SLAB OR UNDERGROUND
- TURNING UP
- TURNING DOWN
- CONTINUATION
- CAPPED
- HOMERUN

RACEWAY

- CABLE TRAY
- CABLE TRAY - LADDER TYPE

A X B - N AFF

- CABLE TRAY TAG
- HEIGHT
- SIZE (WIDTH X DEPTH)

JUNCTION AND PULLBOXES

- JB JUNCTION BOX
- PB PULL BOX
- HH HANDHOLE
- MH MAINTENANCE HOLE

EQUIPMENT

- EXISTING 4-POST RACK
- EXISTING OPEN FRAME RACK

XXIII

- CABINET AND RACK TAG
- ID
- TYPE:
  - CA - CABINET
  - RR - RACK

PUBLIC ADDRESS SYSTEM

ZONING

PA ZONE XX (YY)

- APPROXIMATE EXISTING PUBIC ADDRESS ZONE BOUNDARY
- PUBIC ADDRESS ZONE TAG
- FED FROM ROOM
- EXISTING ZONE ID

AMBIENT NOISE SENSORS

- AS AMBIENT NOISE SENSOR - CEILING MOUNT
- AS AMBIENT NOISE SENSOR - WALL MOUNT

X / YYY / ZZ

- AS-BUILT TAG
- ASSOCIATED SPEAKER ZONE
- IDF ROOM FED FROM

PAGING STATION

- M PAGING STATION

- IDF ROOM FED FROM
- ASSOCIATED SPEAKER ZONE
- AS-BUILT TAG (X - NOT AVAILABLE)
- X / YYY / ZZ
  X - Y
- TYPE
  - T TOUCHSCREEN
- MOUNT
  - W WALL
  - D DESKTOP

ELECTRONIC VIDEO INFORMATION DISPLAY

- EVIDS EXISTING DISPLAY
- TUG TUG INPUT DEVICE

XXX ID (REFER TO SCHEDULE FOR TYPE AND INFO)

HNTB

HNTB Corporation
715 Kirk Drive
Kansas City, Missouri 64105
(816) 472-1201

Burns
10733 Sunset Office Dr, Suite 215
St. Louis, MO 63127
(800) 803-1386

NOT FOR CONSTRUCTION

OWNER/DEVELOPER:

LIFT DSM

DSM INTERNATIONAL AIRPORT

DES MOINES INTERNATIONAL AIRPORT
DSM PA AND EVIDS SYSTEM REPLACEMENT
CONTRACT ID: 2025-01-10

KEY PLAN

DATE	05/23/25
ISSUED FOR:	100% DESIGN
PROJECT NO.	63281
ISSUED BY	HNTB
DRAWN BY	KKB
CHECKED BY	JCK
APPROVED BY	MRH

REV	DATE	DESCRIPTION

SHEET TITLE & NUMBER
LEGEND AND ABBREVIATIONS

TA0-001

Copyright HNTB Corporation 2025

TECHNOLOGY PACKAGE NOTES

1. ALL ITEMS NOTED ON THE LEGENDS DO NOT NECESSARILY APPEAR ON PLANS.
2. THESE NOTES APPLY TO ALL SYSTEMS IN THE DRAWING PACKAGE. SYSTEM SPECIFIC NOTES ARE IN ADDITION TO THE GENERAL NOTES.
3. DRAWINGS FOR THIS WORK ARE DIAGRAMMATIC AND INTENDED TO CONVEY THE EXTENT, GENERAL ARRANGEMENT AND LOCATIONS OF THE WORK. DUE TO THE DRAWING SCALE, ALL ITEMS SUCH AS ACCESS PANELS, CONDUITS, PENETRATION SLEEVES, PULL BOXES, BACKBOXES AND JUNCTION BOXES MAY NOT BE SHOWN. PROVIDE ALL EQUIPMENT AND WORK FOR A COMPLETELY OPERATIONAL SYSTEM, MEETING CODE REQUIREMENTS, MANUFACTURER RECOMMENDATIONS, AND SPECIFICATION SECTIONS.
4. DUE TO DRAWING SCALE, EQUIPMENT SYMBOLS ARE SHOWN AS CLOSE AS POSSIBLE TO THEIR INTENDED LOCATION. CONTRACTOR SHALL FIELD COORDINATE THE PROPER INSTALLATION OF ALL EQUIPMENT, DEVICES, CONTROLS AND CABLING. REFER TO RELATED SPECIFICATION SECTIONS FOR FUNCTIONAL OPERATION AND ADDITIONAL REQUIREMENTS.
5. LOCATION OF ALL DEVICES ON PLANS ARE APPROXIMATE ONLY. VERIFY EXACT LOCATIONS, HEIGHTS, ETC. WITH OWNER PRIOR TO INSTALLATION.
6. COORDINATE CONDITIONS RELATED TO THE INSTALLATION OF WORK WITH THE GENERAL CONTRACTOR, RELATED TRADES, AND SYSTEM INTEGRATORS.
7. COORDINATE WITH THE APPROPRIATE TRADE ALL INSTALLATION REQUIREMENTS IMPACTING THE PLACEMENT OF SYSTEM COMPONENTS TO THE SATISFACTION OF ALL CONCERNED TRADES.
8. ALL NEW EQUIPMENT AND DEVICES SHALL MATCH EXISTING SYSTEM COMPONENTS AND BE FULLY COMPATIBLE WITH EXISTING SYSTEM.
9. REPORT POSSIBLE HAZARDOUS MATERIALS AND DO NOT DISTURB. IMMEDIATELY NOTIFY THE ARCHITECT, OWNER, AND GENERAL CONTRACTOR FOR RESOLUTION PRIOR TO COMMENCING WORK.
10. IF FIELD CONDITIONS VARY FROM THE DRAWINGS, THE CONTRACTOR SHALL DOCUMENT THE VARIATION AND REPORT IT TO THE GENERAL CONTRACTOR FOR RESOLUTION WITH THE ENGINEER.
11. ARCHITECTURAL, STRUCTURAL, MECHANICAL AND ELECTRICAL BACKGROUND INFORMATION IS SHOWN FOR COORDINATION PURPOSES ONLY. REFER TO EACH DISCIPLINE'S DRAWINGS FOR EXACT LOCATIONS, SIZES AND QUANTITIES OF OTHER TRADES' WORK.
12. COORDINATE THE INSTALLATION REQUIREMENTS OF SYSTEM DEVICES, EQUIPMENT, PATHWAYS, AND OTHER COMPONENTS WITH THE GENERAL CONTRACTOR AND OTHER BUILDING TRADES PRIOR TO INSTALLATION.
13. DEVICE AND EQUIPMENT LOCATIONS SHOWN ON PLANS ARE NOT DIMENSIONED. FIELD VERIFY DEVICE LOCATIONS PRIOR TO WORK.
14. REFER TO ELECTRICAL DRAWINGS FOR SYSTEMS POWER REQUIREMENTS. REPORT DISCREPANCIES BETWEEN ANY DRAWING REQUIREMENTS WITH THE ENGINEER PRIOR TO INSTALLATION.
15. PERFORM ALL WORK ACCORDING TO LOCAL CODES, AND APPLICABLE REGULATIONS INCLUDING NFPA 70, NATIONAL ELECTRICAL CODE.

TECHNOLOGY SYSTEMS NOTES

1. PROVIDE THE PROPER INTERFACES WITH FIRE ALARM, SECURITY AND BUILDING MECHANICAL SYSTEMS IN ACCORDANCE WITH LIFE SAFETY CODES AND CONTRACT DOCUMENTS.
2. COORDINATE WITH THE FIRE ALARM SYSTEM CONTRACTOR AND PROVIDE ALL REQUIRED SYSTEM INTEGRATION REQUIREMENTS INCLUDING, BUT NOT LIMITED TO PHYSICAL INTERFACE, PROTOCOL, AND PROGRAMMING REQUIREMENTS.
3. REFER TO RELATED DRAWINGS AND SPECIFICATIONS FOR ADDITIONAL INFORMATION AND/OR REQUIREMENTS RELATED TO THE INSTALLATION, PROGRAMMING, TESTING, COMMISSIONING AND CERTIFICATION OF ALL COMMUNICATIONS SYSTEMS.

TECHNOLOGY PATHWAY AND CABLING NOTES

1. INSTALL COMMUNICATIONS HORIZONTAL CABLE IN ACCORDANCE WITH NEC ARTICLE 800, APPLICATIONS FOR CABLE ROUTING AND ASSEMBLIES.
2. INSTALL LISTED CABLES AS REQUIRED BY THEIR APPLICATION. INSTALL RISER RATED CABLE IN RACEWAY AND PLENUM RATED CABLE WHERE ROUTED IN ENVIRONMENTAL AIR SPACES.
3. ROUTE FIBER OPTIC BACKBONE CABLING IN DEDICATED TELECOMMUNICATIONS BACKBONE CONDUITS AND VERTICAL CONDUIT CHASES.
4. PROVIDE PROTECTIVE INNERDUCT CONDUIT SYSTEM IN ALL TELECOMMUNICATIONS BACKBONE CONDUITS.
5. ALIGN DATA OUTLETS WITH ELECTRICAL RECEPTACLES, SWITCHES, AND SIMILAR WALL MOUNTED EQUIPMENT.
6. COORDINATE THE EXACT LOCATION OF DATA OUTLETS WITH ELECTRICAL RECEPTACLES AND FURNITURE PLANS PRIOR TO INSTALLATION.
7. COORDINATE EXACT LOCATION OF ALL DESK, FURNITURE, COUNTER, CEILING MOUNTED EQUIPMENT, DATA, CONDUITS, WITH ALL ARCHITECTURAL PLANS, REFLECTED CEILING PLANS AND ALL TRADE PLANS PRIOR TO INSTALLATION.
8. ALL CABLES AND RACEWAYS SHALL BE CONCEALED UNLESS SPECIFICALLY NOTED OTHERWISE OR APPROVED BY ENGINEER.
9. ALL CONDUITS SHALL BE A MINIMUM OF 1" UNLESS OTHERWISE NOTED.
10. ALL CONDUITS SHALL BE SIZED AND INSTALLED IN ACCORDANCE WITH NFPA 70 AND PROJECT SPECIFICATIONS.
11. PROVIDE PULL STRINGS IN ALL EMPTY RACEWAYS/CONDUITS.
12. ALL RACEWAY TERMINATIONS SHALL HAVE BUSHINGS AND BE GROUNDED WHERE RACEWAY IS METAL.
13. WHERE EQUIPMENT AND/OR JUNCTION BOXES ARE INSTALLED ABOVE FINISHED CEILINGS, PROVIDE ACCESS HATCHES LISTED FOR THE INTENDED APPLICATION. ACCESS HATCHES SHALL BE LOCATED FOR UNIMPEDED SERVICE ACCESS TO THE CABLING AND EQUIPMENT.
14. PENETRATIONS OF RATED WALLS AND/OR FLOORS SHALL BE FIRE STOPPED IN ACCORDANCE WITH ASTM AND NFPA REQUIREMENTS FOR THE RATING.
15. INSTALLATION OF FIRE-STOPS SHALL BE PERFORMED BY A QUALIFIED APPLICATOR/INSTALLER TRAINED BY THE MANUFACTURER.
16. INSTALLATION OF FIRE-STOPS SHALL BE PERFORMED IN STRICT ACCORDANCE WITH MANUFACTURER'S DETAILED INSTALLATION PROCEDURES.
17. COORDINATE ALL EQUIPMENT AND CABINET RU SPACE REQUIREMENTS WITH THE APPROPRIATE SYSTEM INTEGRATOR.
18. ALL SYSTEM WIRING, CONDUITS AND EQUIPMENT INSTALLATION SHALL BE IN ACCORDANCE WITH IEEE, EIA, NEC, AND INDUSTRY BEST PRACTICES, AND MANUFACTURER RECOMMENDATIONS.
19. ALL WIRING SHALL COMPLY WITH ALL STATE AND LOCAL ELECTRICAL CODES AND SHALL TEST FREE FROM ALL GROUNDS, SHORTS, STRAY VOLTAGES AND EMI.
20. PROVIDE ALL EQUIPMENT CLEARANCES IN ACCORDANCE WITH CODE REQUIREMENTS, NEC REQUIREMENTS, AND EQUIPMENT MANUFACTURER RECOMMENDED WORKING CLEARANCES.
21. ARRANGE EQUIPMENT TO FACILITATE UNRESTRICTED ACCESS FOR MAINTENANCE AND SERVICE AROUND ALL EQUIPMENT, COMPONENTS AND/OR CABLE TERMINATIONS.
22. PROPERLY GROUND ALL EQUIPMENT, RACKS, CABINETS, CONDUITS, CABLE TRAYS, AND CABLE SHIELDS IN ACCORDANCE WITH NFPA 70 AND EQUIPMENT MANUFACTURER RECOMMENDATIONS.
23. ALL EQUIPMENT AND COMMUNICATIONS CIRCUITS SHALL BE PROPERLY SURGE PROTECTED AND GROUNDED TO MINIMIZE DAMAGE DUE TO LIGHTNING STRIKES, SNEAK CURRENTS AND OTHER TRANSIENT VOLTAGE SPIKES.
24. SURGE PROTECTION AND GROUNDING SHALL BE IN ACCORDANCE WITH EQUIPMENT MANUFACTURER RECOMMENDATIONS AND NEC, IEEE, TIA/EIA.
25. WHERE CIRCUITS LEAVE THE BUILDING, PROVIDE ADDITIONAL TRANSIENT PROTECTION FOR EACH CIRCUIT. ALL TRANSIENT PROTECTION DEVICES MUST BE UL LISTED UNDER STANDARD #497B FOR ISOLATED LOOP PROTECTORS.
26. MAINTAIN ALL ENVIRONMENTAL RATINGS WHERE PATHWAYS ROUTE FROM INTERIOR TO EXTERIOR UNCONDITIONED SPACES, OR OTHERWISE PENETRATE THE BUILDING ENVELOPE.
27. SEAL ALL PATHWAYS ROUTED THROUGH EXTERIOR WALLS. INSTALL SEALS WITH SERVICE SIDE ON THE BUILDING INTERIOR AND FOLLOWING MANUFACTURER'S WRITTEN INSTRUCTIONS. USE NON-SHRINKING GROUT FOR MASONRY AND SILICON CAULK FOR CONCRETE OR OTHER MATERIALS.
28. COORDINATE ALL DIVISION 27 AND 28 ROOF PENETRATING CONDUIT WITH STRUCTURAL AND ROOFING CONTRACTOR FOR SHOP DRAWING SUBMISSIONS AND PRIOR TO INSTALLATION.
29. DO NOT SPLICE COMMUNICATIONS CABLING. MAKE TERMINATIONS AND JUNCTIONS ON APPROPRIATELY RATED TERMINAL STRIPS WITHIN RATED ENCLOSURES. REVIEW CABLE JUNCTIONS AND TERMINATIONS NOT SHOWN ON THE PLANS WITH THE ENGINEER PRIOR TO INSTALLATION.
30. PROVIDE CABLE PULL STRINGS IN EMPTY CONDUITS, INNERDUCTS, OR OTHER PATHWAYS FOR FUTURE CABLE INSTALLATION.
31. GROUP AND BUNDLE SIMILAR CABLES ROUTED IN CABLE TRAY WITH REUSABLE FASTENERS.
32. IDENTIFY AND LABEL ALL CABLES AND PATHWAYS AS MARKED ON THE DRAWING PLANS, UNLESS ALTERNATE IDENTIFICATION IS APPROVED BY THE OWNER.
33. COPPER CIRCUITS FOR ETHERNET COMMUNICATIONS SHALL NOT EXCEED 290 FEET IN LENGTH. THE CONTRACTOR SHALL FIELD SURVEY ROUTES AND BRING TO THE ENGINEER'S ATTENTION ANY CIRCUIT THAT MAY EXCEED THE MAXIMUM DISTANCE.
34. COORDINATE PATHWAY AND CABLE ROUTES WITH OTHER BUILDING TRADES AND MAINTAIN MINIMUM SEPARATION DISTANCE PER NFPA 70 AND BICSI TDMM REQUIREMENTS.

TECHNOLOGY FIRE STOP/PROOF NOTES

1. PROVIDE FIRE STOP AND FIREPROOFING IN EXISTING CONSTRUCTION TO REMAIN.
2. FIRE-STOP ALL THROUGH-PENETRATIONS OF FIRE-RATED WALLS AND FLOORS TO MAINTAIN THE ORIGINAL RATING.
3. FIRE STOP ALL FIRE-RATED GYPSUM BOARD WALLS CONSTRUCTED AS DESCRIBED BY THE INDIVIDUAL U300 OR U400 SERIES DESIGNS IN THE U.L. FIRE RESISTANCE DIRECTORY (GENERALLY DOUBLE THICKNESS WALLBOARD) WITH U.L. SYSTEMS.
4. FIRE STOP ALL REINFORCED LIGHTWEIGHT OR NORMAL WEIGHT CONCRETE FLOORS OR WALLS, AND ALL U.L. CLASSIFIED CONCRETE BLOCK WALLS WITH U.L. SYSTEMS.
5. INSTALL ALL HANGERS, CLAMPS, CONDUIT, AND BACK BOXES PRIOR TO THE APPLICATION OF FIREPROOFING ON STRUCTURAL MEMBERS.
6. INSTALL ALL HANGERS, CLAMPS, AND BACK BOXES ON THE EDGE JOISTS REQUIRING FIREPROOFING. BACK BOXES SHALL BE FASTENED TO THE FLANGE OF THE JOIST UTILIZING BEAM CLAMPS, AND NOT BE ATTACHED DIRECTLY TO THE JOIST.
7. ANY DAMAGE TO FIREPROOFING ON THE BUILDING STRUCTURE AS A RESULT OF SYSTEM INSTALLATION SHALL BE REPAIRED BY A QUALIFIED FIREPROOFING CONTRACTOR. ALL DAMAGE AND REPAIR OF FIREPROOFING SHALL BE REPORTED TO AND COORDINATED THROUGH THE GENERAL CONTRACTOR.
8. THE CONTRACTOR SHALL BE RESPONSIBLE FOR ALL FIREPROOFING REPAIRS AT NO ADDITIONAL COST TO THE OWNER.
9. VERIFY THE LOCATIONS OF ALL FIREPROOFING PRIOR TO THE INSTALLATION OF CONDUIT AND BACKBOXES.

ABBREVIATIONS

A/AMP	AMPERE	NIC	NOT IN CONTRACT
AC	ABOVE COUNTER	NTS	NOT TO SCALE
ADA	AMERICANS WITH DISABILITIES ACT	O/P	OUTPUT
AEC	ACOUSTIC	OAR	OWNER AUTHROIZED REPRESENTATIVE
AFF	ABOVE FINISHED FLOOR	OC	ON CENTER
AHJ	AUTHORITY HAVING JURISDICTION	OFNR	OPTICAL FIBER NON-CONDUCTIVE RISER CABLE
AMP	AMPLIFIER	OH	OVERHEAD
AOA	AIRPORT OPERATIONAL AREA	OTS	OFF THE SHELF
AODB	AIRPORT OPERATIONAL DATABASE	PA	PUBLIC ADDRESS
ATO	AIRLINE TICKET OFFICE	PB	PULL BOX
ATS	AUTOMATIC TRANSFER SWITCH	PC	PERSONAL COMPUTER
AV	AUDIO VIDEO	PDS	PREMISE DISTRIBUTION SYSTEM
AWG	AMERICAN WIRE GAUGE	PLY	PLYWOOD
BC	BELOW CEILING	PP	PATCH PANEL
BIDS	BAGGAGE INFORMATION DISPLAY SYSTEM	PR	PAIR
C	CONDUIT	PVC	POLYVINYL CHLORIDE CONDUIT
CAT	CATEGORY	RF	RADIO FREQUENCY
CCT	COMMUNICATION CABLE TRAY	RGB	RED
CH	CHANNEL	RGS	RIGID GALVANIZED STEEL
CIDS	COUNTER INFORMATION DISPLAY SYSTEM	RM	ROOM
CLG	CEILING	RMC	RIGID METAL CONDUIT
CMPT	COMPONENT	RMS	RESOURCE MANAGEMENT SYSTEM
COMM	COMMUNICATIONS	RU	RACK MOUNTED UNIT
CPU	CENTRAL PROCESSING UNIT	SCH/SCHED	SCHEDULE
CR	COMMUNICATIONS ROOM	SHLD	SHIELDED (AS IN CABLE)
CU	COPPER	SIDA	SECURE IDENTIFICATION DISPLAY AREA
CUTE	COMMON USE TERMINAL SYSTEM	SMFO	SINGLE-MODE FIBER OPTIC
DB	DECIBEL	SNMP	SIMPLE NETWORK MANAGEMENT PROTOCOL
DDC	DIGITAL DISPLAY CONTROLLER	SS	STAINLESS STEEL
DEMO	DEMOLISH	TB	TIE BOX
DIA	DIAMETER	TBD	TO BE DETERMINED
DPDT	DOUBLE POLE DOUBLE THROW	TDS	TELECOMMUNICATION DISTRIBUTION SYSTEM
DSM	DES MOINES INTERNATIONAL AIRPORT	TELECOM	TELECOMMUNICATIONS
DSP	DIGITAL SIGNAL PROCESSING	TGB	TELECOMMUNICATIONS GROUND BUSBAR
DWG	DRAWING	TIA	TELECOMMUNICATIONS INDUSTRY ASSOCIATION
EA	EACH	TS	TOUCH SCREEN
EC	EMPTY CONDUIT	TSA	TRANSPORTATION SECURITY AGENCY
EIA	ELECTRONICS INDUSTRY ASSOCIATION	TSP	TWISTED SHIELDED PAIR
ELC	ELECTRICAL CONTRACTOR	TV	TELEVISION
ELEC	ELECTRIC/ELECTRICAL	TYP	TYPICAL
EMER	EMERGENCY	UL	UNDERWRITER'S LABORATORIES
EMT	ELECTRICAL METALLIC TUBING	UON	UNLESS OTHERWISE NOTED
EQ	EQUAL	UPS	UNINTERRUPTIBLE POWER SUPPLY
EVIDS	ELECTRONIC VISUAL INFORMATION DISPLAY SYSTEM	UTP	UNSHIELDED TWISTED PAIR
EX	EXISTING	V	VOLT
FA	FIRE ALARM	VA	VOLT AMPS
FAA	FEDERAL AVIATION ADMINISTRATION	VAC	VOLT ALTERNATING CURRENT
FACP	FIRE ALARM CONTROL PANEL	VDC	VOLT DIRECT CURRENT
FIDS	FLIGHT INFORMATION DISPLAY SYSTEM	VE	VOICE EVACUATION
FL	FLOOR	VGA	VIDEO GRAPHICS ARRAY
FMC	FLEXIBLE METAL CONDUIT	VOIP	VOICE OVER INTERNET PROTOCOL
FO	FIBER OPTIC	W	WALL
FPD	FLAT PANEL DISPLAY	W/IN	WITHIN
GC	GENERAL CONTRACTOR	W/O	WITHOUT
GIDS	GATE INFORMATION DISPLAY SYSTEM	WLAN	WIRELESS LAN
GMS	GATE MANAGEMENT SYSTEM	WP	WEATHERPROOF
GRD	GROUND	WT	WATERTIGHT
GRS	GALVANIZED RIGID STEEL	XFMR	TRANSFORMER
HDMI	HIGH DEFINITION MULTIMEDIA INTERFACE	XMTR	TRANSMITTER
HZ	HERTZ	XP	EXPLOSION PROOF
IDF	INTERMEDIATE DISTRIBUTION FRAME		
IG	ISOLATED GROUND		
IMC	INTERMEDIATE METAL CONDUIT		
IP	INTERNET PROTOCOL		
IR	INFRARED		
IT	INFORMATION TECHNOLOGY		
ITO	INFORMATION TECHNOLOGY OUTLET		
JB	JUNCTION BOX		
KVA	KILOVOLT AMPERE		
KW	KILOWATT		
LA	LIGHTNING ARRESTER		
LAN	LOCAL AREA NETWORK		
LCD	LIQUID CRYSTAL DISPLAY		
LED	LIGHT EMITTING DIODE		
LFMC	LIQUIT TIGHT FLEXIBLE METALLIC CONDUIT		
LFNC	LIQUID TIGHT FLEXIBLE NONMETALLIC CONDUIT		
LV	LOW VOLTAGE		
LVL	LEVEL		
MDF	MAIN DISTRIBUTION FRAME		
MFR	MANUFACTURER		
MIC	MICROPHONE		
MISC	MISCELLANEOUS		
MMFO	MULTI-MODE FIBER OPTIC		
MNS	MASS NOTIFICATION SYSTEM		
MOD	MODULE		
MUFIDS	MULTI-USER FLIGHT INFORMATION DISPLAY SYSTEM (REFER TO EVIDS)		
N/A	NOT AVAILABLE/NOT APPLICABLE		
NEC	NATIONAL ELECTRICAL CODE		
NEMA	NATIONAL ELECTRICAL MANUFACTURERS ASSOCIATION		
NFPA	NATIONAL FIRE PROTECTION ASSOCIATION		

SCOPE OF WORK RESPONSIBILITY MATRIX

ITEM	SYSTEM	CONTRACTOR		AUTHORITY		AUTHORITY VENDOR	NOTES
		FURNISH	INSTALL	FURNISH	INSTALL		
1	**274216 ELECTRONIC VISUAL INFORMATION DISPLAY SYSTEM**						
1.01	HEADEND HARDWARE	-	-	X	X	-	UTILIZE AIRPORTY PROVIDED VIRTUALIZED SERVERES OR ALTERNATE IS A CLOUD BASED SOLUTION
1.02	HEADEND SOFTWARE	X	X	-	-	-	PROVIDE ALL SOFTWARE AS REQUIRED
1.03	NETWORK COMPONENTS	-	-	-	-	-	UTILIZE EXISTING, COORDINATE WITH DSM IT FOR ALL REQUIREMENTS
1.04	HORIZONTAL CABLING	-	-	-	-	-	UTILIZE EXISTING NETWORK AND DDC TO DISPLAY CABLING
1.05	FIDS DISPLAYS AND DDC	-	-	-	-	-	UTILIZE EXISTING (OR PROVIDED BY THE AIRPORT WHERE NOTED)
1.06	FIDS DDC SOFTWARE	X	X	-	-	-	INSTALL NEW SOFTWARE, COORDINATE ANY HARDWARE OR OPERATING SOFTWARE CHANGES WITH DSM IT
1.07	FIDS WORKSTATION HARDWARE	-	-	-	-	-	REPLICATE EXISTING WORKASTATION FUNCTION (DEDICATED AMERICAN AIRLINES AIRSIDE OFFICE WORKSTATION)
1.08	FIDS WORKSTATION SOFTWARE	X	X	-	-	-	REPLICATE EXISTING WORKSTATION FUNCTION WITH APPLICATION OR WEB ACCESS
1.09	TUG INPUT DEVICES	X	X	-	-	-	REPLACE EXISTING, UTILIZE EXISTING CABLING
1.10	DATA INTEFACE WITH AIRLINES	X	X	-	-	-	REPLICATE EXISTING INTERFACE WITH OAG FLIGHTVIEW
1.11	DATA INTERFACE WITH PA SYSTEM	X	X	-	-	-	CREATE/DEVELOP INTERACE WITH THE NEW PUBLIC ADDRESS SYSTEM PROVIDED UNDER THIS PROJECT
1.12	DATA INTERFACE WITH CUTE SYSTEM	X	X	-	-	-	REPLICATE EXISTING INTERFACE WITH CURRENT COLLINS AEROSPACE CMUSE
2	**275116 PUBLIC ADDRESS AND EMERGENCY COMMUNICATIONS SYSTEM**						
2.01	HEADEND AND SOFTWARE	X	X	-	-	-	REPLACE EXISTING SYSTEM
2.02	AMPLIFIERS	X	X	-	-	-	REPLACE EXISTING AND CONNECT TO EXISTING SPEAKER AND AMBIENT MICROPHONE CIRCUITS
2.03	NETWORK COMPONENTS	-	-	-	-	-	UTILIZE EXISTING, COORDINATE WITH DSM IT FOR ALL REQUIREMENTS
2.04	HORIZONTAL CABLING	-	-	-	-	-	UTILIZE EXISTING NETWORK, SPEAKER, AND AMBIENT MICROPHONE CABLING
2.05	PAS NON-DEDICATED WORKSTATION HARDWARE	-	-	-	-	-	UTILIZE EXISTING, COORDINATE WITH DSM IT FOR ANY HARDWARE OR OPERATING SOFTWARE
2.06	PAS WORKSTATIONS SOFTWARE	X	X	-	-	-	INSTALL NEW SOFTWARE AS REQUIRED OR PROVIDE WEB ACCESS
2.07	SPEAKERS	-	-	-	-	-	UTILIZE EXISTING SPEAKERS AND CABLING - RECONNECT TO NEW AMPLIFIERS
2.08	PAGING STATIONS	X	X	-	-	-	REPLACE EXISTING, UTILIZE EXISTING CABLING
2.09	AMBIENT SENSOR MICROPHONES	X	X	-	-	-	REPLACE EXISTING, UTILIZE EXISTING CABLING
2.10	DATA INTERFACE WITH EVIDS/FIDS	X	X	-	-	-	CREATE/DEVELOP INTERACE WITH THE NEW EVIDS/FIDS SYSTEM PROVIDED UNDER THIS PROJECT
2.11	HARDWIRE INTERFACE WITH FIRE ALARM	X	X	-	-	-	REPLICATE (EXPAND AS NEEDED) EXISTING CONNECTION IN THE SCAN ROOM TO MUTE BACKGROUND MUSIC AND PAGING IN THE NEW SYSTEM DURING FIRE ALARM EVENTS
2.12	BACKGROUND MUSIC INTERFACE	X	X	-	-	-	REPLICATE (EXPAND AS NEEDED) EXISTING MUSAK BACKGROUND MUSIC SOURCE IN THE SCAN TO THE NEW SYSTEM

HNTB

HNTB Corporation
715 Kirk Drive
Kansas City, Missouri 64105
(816) 472-1201

Burns
10733 Sunset Office Dr, Suite 215
St. Louis, MO 63127
(800) 803-1386

NOT FOR CONSTRUCTION

OWNER/DEVELOPER:

LIFT DSM

DSM INTERNATIONAL AIRPORT

DES MOINES INTERNATIONAL AIRPORT
DSM PA AND EVIDS SYSTEM REPLACEMENT
CONTRACT ID: 2025-01-10

KEY PLAN

DATE	05/23/25
ISSUED FOR:	100% DESIGN
PROJECT NO.	63281
ISSUED BY	HNTB
DRAWN BY	KKB
CHECKED BY	JCK
APPROVED BY	MRH

REV	DATE	DESCRIPTION

SHEET TITLE & NUMBER
NOTES AND RESPONSIBILITY MATRIX
TA0-002

Copyright HNTB Corporation 2025

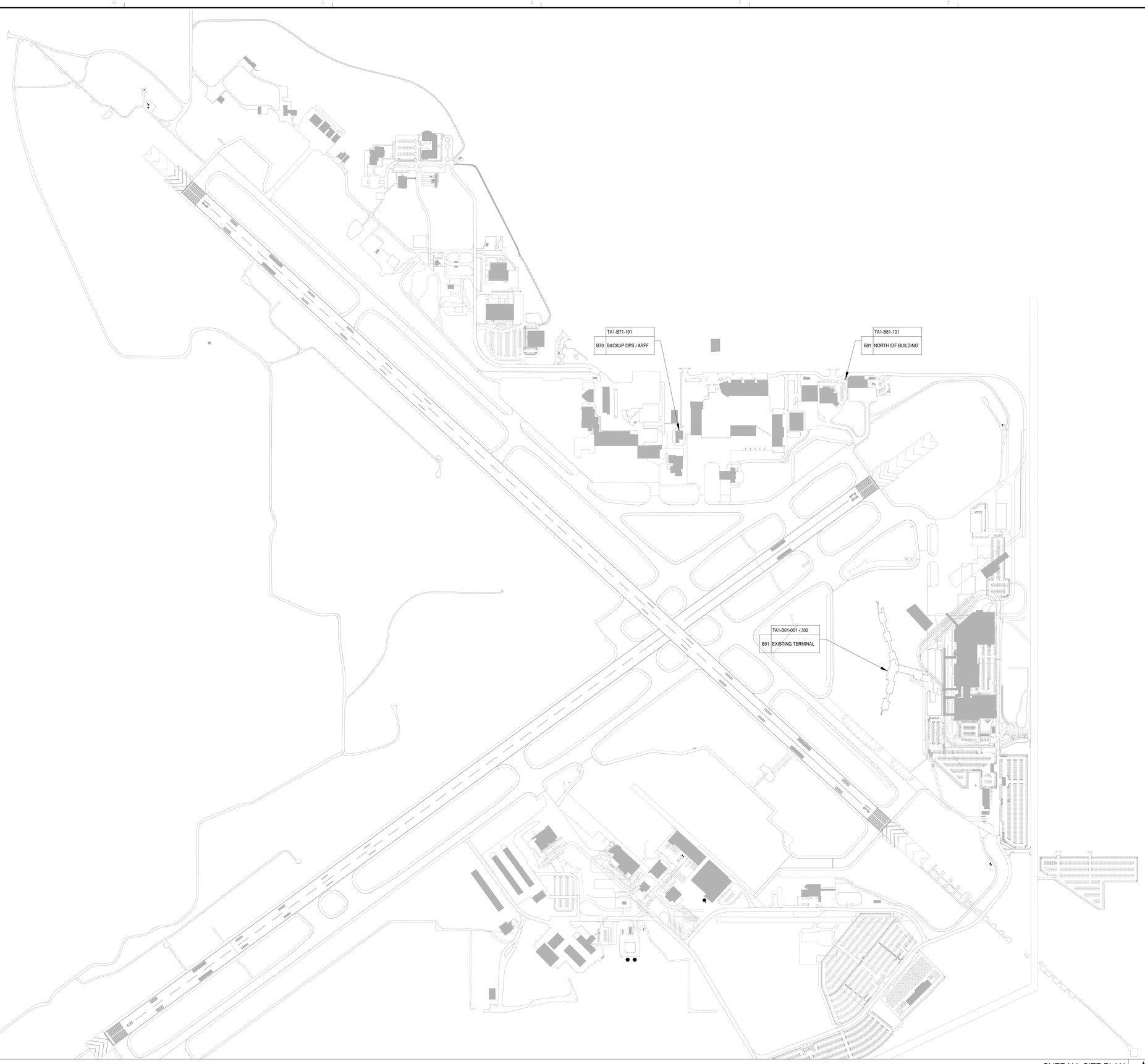

OVERALL SITE PLAN | A1

1" = 30'-0"

GENERAL NOTES:

1. DRAWING INDICATES ALL AREAS AND BUILDINGS ASSOCIATED WITH THIS REPLACEMENT PROJECT. REFER TO INDIVIDUAL PLANS FOR SCOPE OF WORK AT EACH LOCATION.

SHEET LEGEND:

SHEET NUMBER(S)

	SHEET
A##	BUILDING / GATE

FACILITY DESCRIPTION

FACILITY TYPE / ID

B - BUILDING

N

30' 20' 10' 0 30'

SCALE:1"= 30'-0"

HNTB

HNTB Corporation

715 Kirk Drive
Kansas City, Missouri 64105
(816) 472-1201

Burns

10733 Sunset Office Dr, Suite 215
St. Louis, MO 63127
(800) 803-1386

NOT FOR CONSTRUCTION

OWNER/DEVELOPER:

LIFT DSM

DSM INTERNATIONAL AIRPORT

DES MOINES INTERNATIONAL AIRPORT

DSM PA AND EVIDS SYSTEM REPLACEMENT

CONTRACT ID: 2025-01-10

KEY PLAN

DATE	05/23/25
ISSUED FOR:	100% DESIGN
PROJECT NO.	63281
ISSUED BY	HNTB
DRAWN BY	KKB
CHECKED BY	JCK
APPROVED BY	MRH

REV	DATE	DESCRIPTION

SHEET TITLE & NUMBER

OVERALL SITE PLAN

TA0-100

Copyright HNTB Corporation 2025

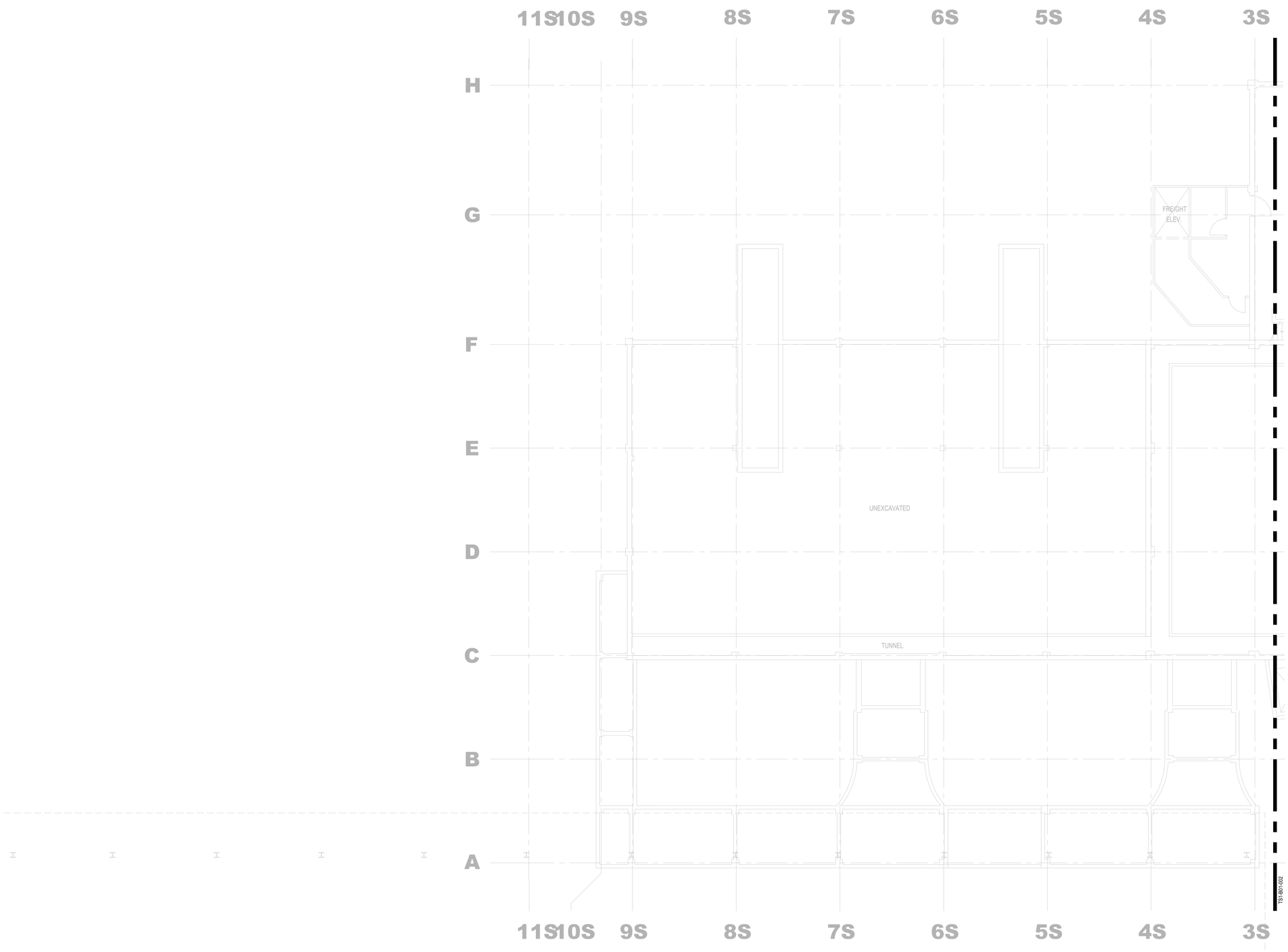

GENERAL NOTES:

1. NO WORK ON THIS SHEET. FOR REFERENCE ONLY.

BUILDING 1 - EXISTING TERMINAL BASEMENT AREA 01 | A1

1/8" = 1'-0"

N

8' 4' 0 8'

SCALE:1/8"=1'-0"

HNTB

HNTB Corporation

715 Kirk Drive
Kansas City, Missouri 64105
(816) 472-1201

Burns

10733 Sunset Office Dr, Suite 215
St. Louis, MO 63127
(800) 803-1386

NOT FOR CONSTRUCTION

OWNER/DEVELOPER:

LIFT DSM

DSM INTERNATIONAL AIRPORT

DES MOINES INTERNATIONAL AIRPORT

DSM PA AND EVIDS SYSTEM REPLACEMENT

CONTRACT ID: 2025-01-10

KEY PLAN

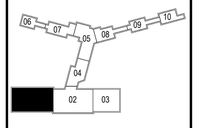

DATE	05/23/25
ISSUED FOR:	100% DESIGN
PROJECT NO.	63281
ISSUED BY	HNTB
DRAWN BY	KKB
CHECKED BY	JCK
APPROVED BY	MRH

REV	DATE	DESCRIPTION

SHEET TITLE & NUMBER

EXISTING TERMINAL BASEMENT AREA 01

TA1-B01-001

Copyright HNTB Corporation 2025

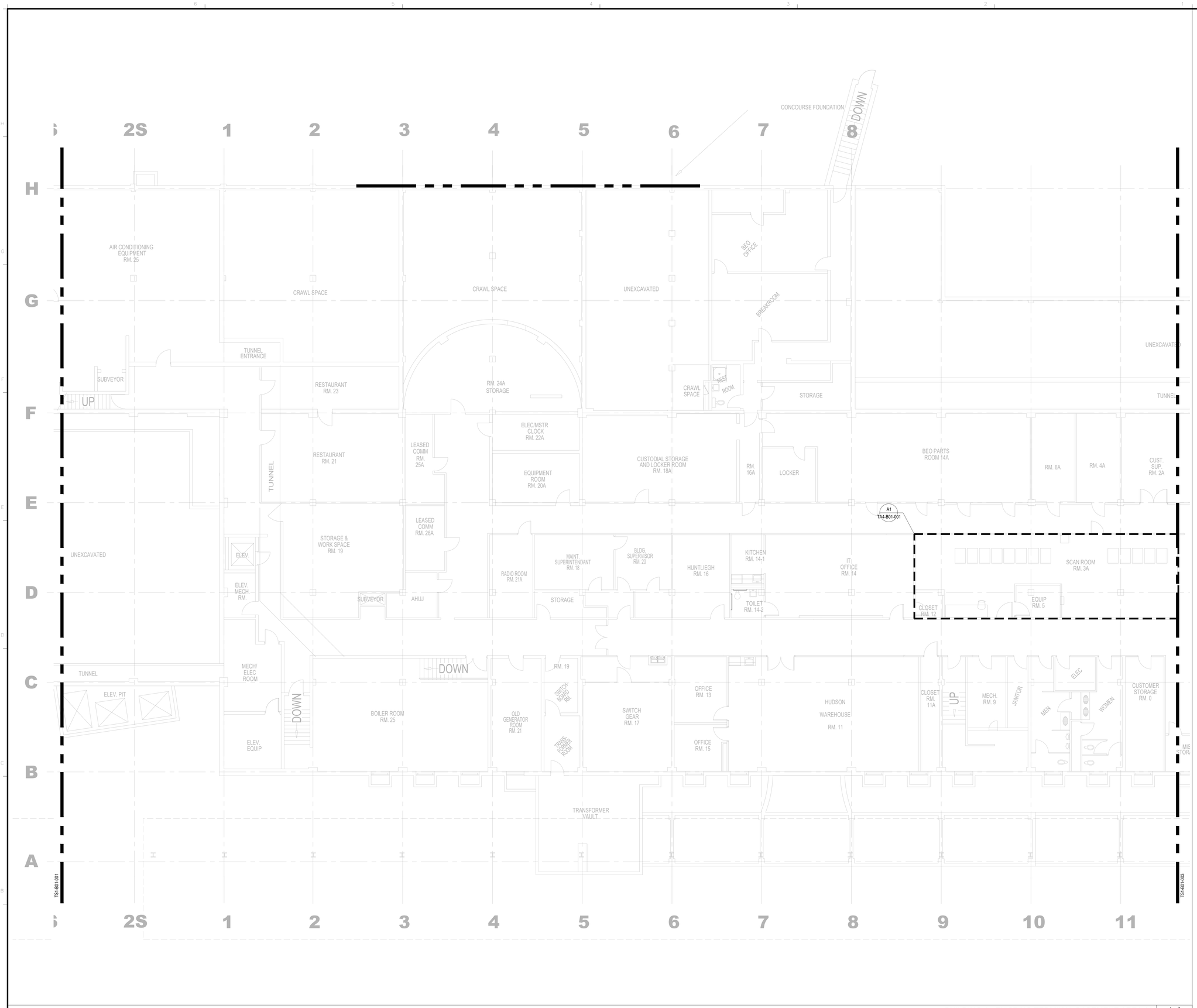

BUILDING 1 - EXISTING TERMINAL BASEMENT AREA 02 | A1

1/8" = 1'-0"

N

8' 4' 0 8'

SCALE:1/8"=1'-0"

HNTB

HNTB Corporation
715 Kirk Drive
Kansas City, Missouri 64105
(816) 472-1201

Burns
10733 Sunset Office Dr, Suite 215
St. Louis, MO 63127
(800) 803-1386

NOT FOR CONSTRUCTION

OWNER/DEVELOPER:

LIFT DSM

DSM INTERNATIONAL AIRPORT

DES MOINES INTERNATIONAL AIRPORT
DSM PA AND EVIDS SYSTEM REPLACEMENT
CONTRACT ID: 2025-01-10

KEY PLAN

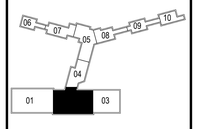

DATE	05/23/25
ISSUED FOR:	100% DESIGN
PROJECT NO.	63281
ISSUED BY	HNTB
DRAWN BY	KKB
CHECKED BY	JCK
APPROVED BY	MRH

REV	DATE	DESCRIPTION

SHEET TITLE & NUMBER

EXISTING TERMINAL BASEMENT AREA 02

TA1-B01-002

Copyright HNTB Corporation 2025

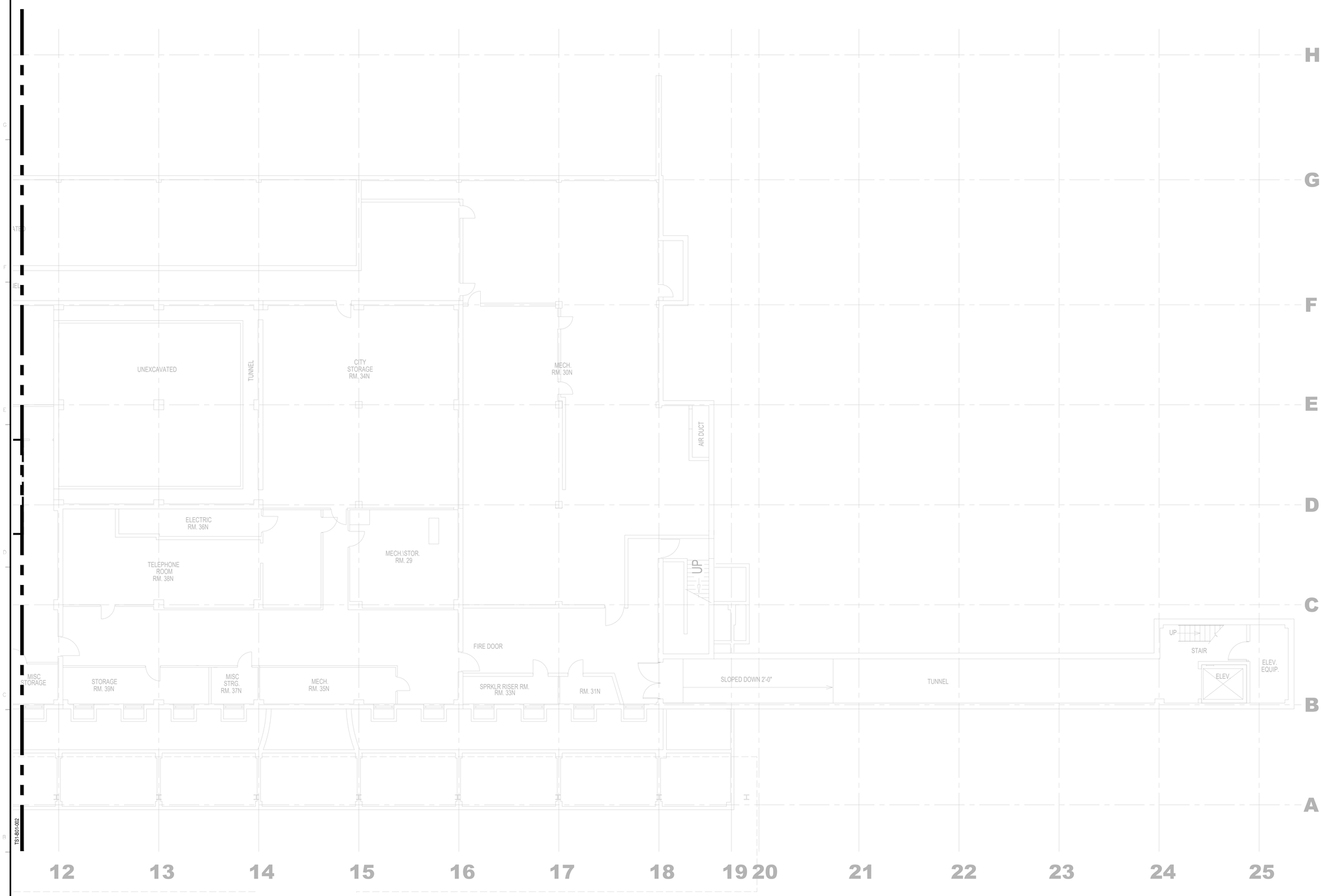

BUILDING 1 - EXISTING TERMINAL BASEMENT AREA 03 | A1

1/8" = 1'-0"

GENERAL NOTES:

1. NO WORK ON THIS SHEET. FOR REFERENCE ONLY.

N

8' 4' 0 8'

SCALE:1/8"=1'-0"

HNTB

HNTB Corporation

715 Kirk Drive
Kansas City, Missouri 64105
(816) 472-1201

Burns

10733 Sunset Office Dr, Suite 215
St. Louis, MO 63127
(800) 803-1386

NOT FOR CONSTRUCTION

OWNER/DEVELOPER:

LIFT DSM

DSM INTERNATIONAL AIRPORT

DES MOINES INTERNATIONAL AIRPORT
DSM PA AND EVIDS SYSTEM REPLACEMENT
CONTRACT ID: 2025-01-10

KEY PLAN

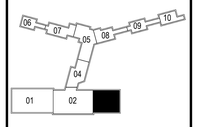

DATE	05/23/25
ISSUED FOR:	100% DESIGN
PROJECT NO.	63281
ISSUED BY	HNTB
DRAWN BY	KKB
CHECKED BY	JCK
APPROVED BY	MRH

REV	DATE	DESCRIPTION

SHEET TITLE & NUMBER

EXISTING TERMINAL BASEMENT AREA 03

TA1-B01-003

Copyright HNTB Corporation 2025

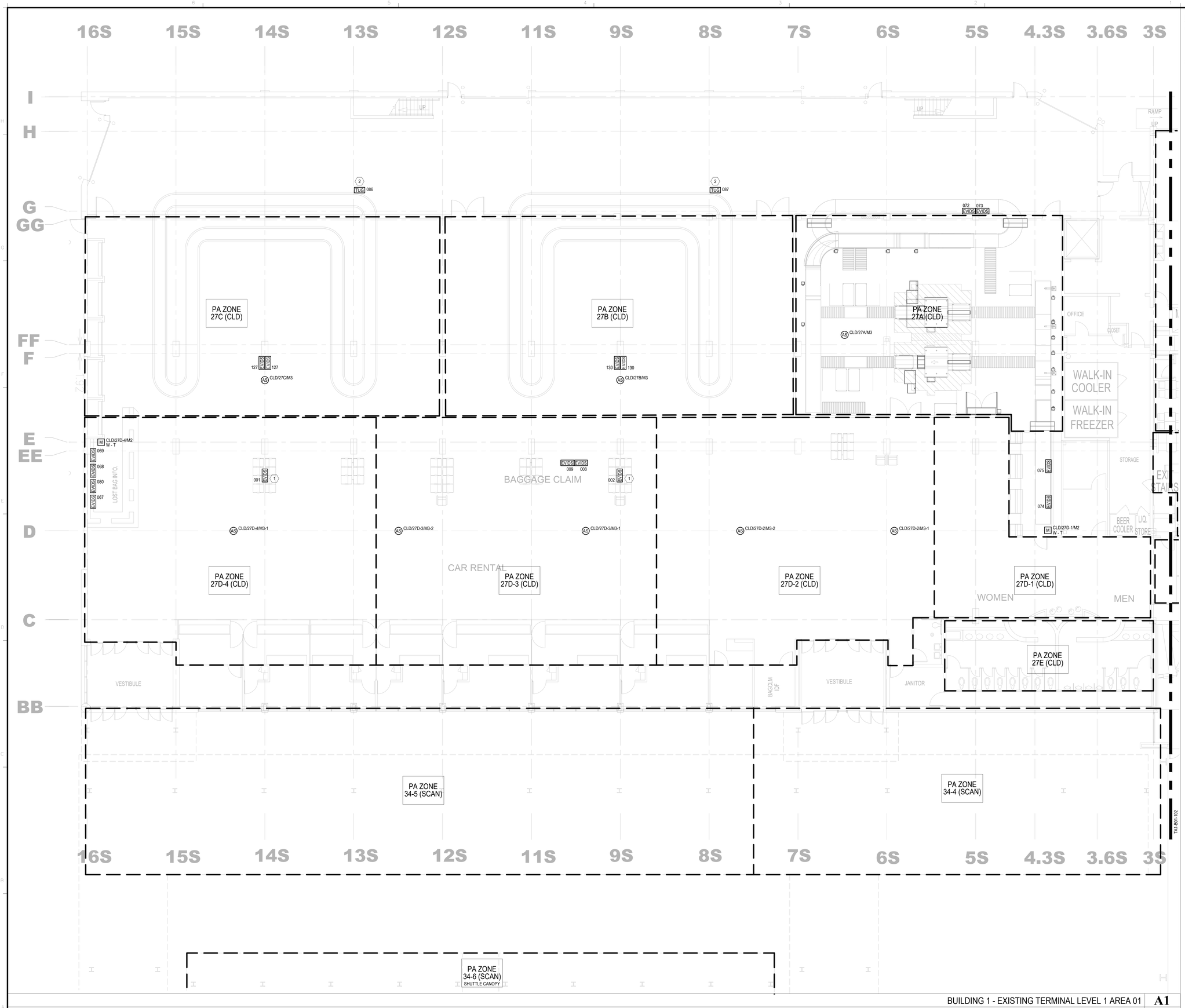

KEYED NOTES: (X)

1. BAG CLAIM LED SIGN. REUSE EXISTING ETHERNET CONVERTOR WHERE POSSIBLE OR REPLACE AS NEEDED TO PLACE EXISTING LED DISPLAYS ONTO THE NEW SYSTEM.
2. TUGMAN INPUT/TOUCHSCREEN DEVICE. REPLACE EXISTING UNIT WITH NEW DEVICE WITH THE SAME FEATURES AND FUNCTIONALITY.

BUILDING 1 - EXISTING TERMINAL LEVEL 1 AREA 01 | A1

1/8" = 1'-0"

SCALE:1/8"=1'-0"

HNTB

HNTB Corporation
715 Kirk Drive
Kansas City, Missouri 64105
(816) 472-1201

Burns
10733 Sunset Office Dr, Suite 215
St. Louis, MO 63127
(800) 803-1386

NOT FOR CONSTRUCTION

OWNER/DEVELOPER:

LIFT DSM

DSM INTERNATIONAL AIRPORT

DES MOINES INTERNATIONAL AIRPORT
DSM PA AND EVIDS SYSTEM REPLACEMENT
CONTRACT ID: 2025-01-10

KEY PLAN

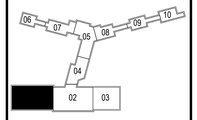

DATE	05/23/25
ISSUED FOR:	100% DESIGN
PROJECT NO.	63281
ISSUED BY	HNTB
DRAWN BY	KKB
CHECKED BY	JCK
APPROVED BY	MRH

REV	DATE	DESCRIPTION

SHEET TITLE & NUMBER
EXISTING TERMINAL LEVEL 1 AREA 01

TA1-B01-101

Copyright HNTB Corporation 2025

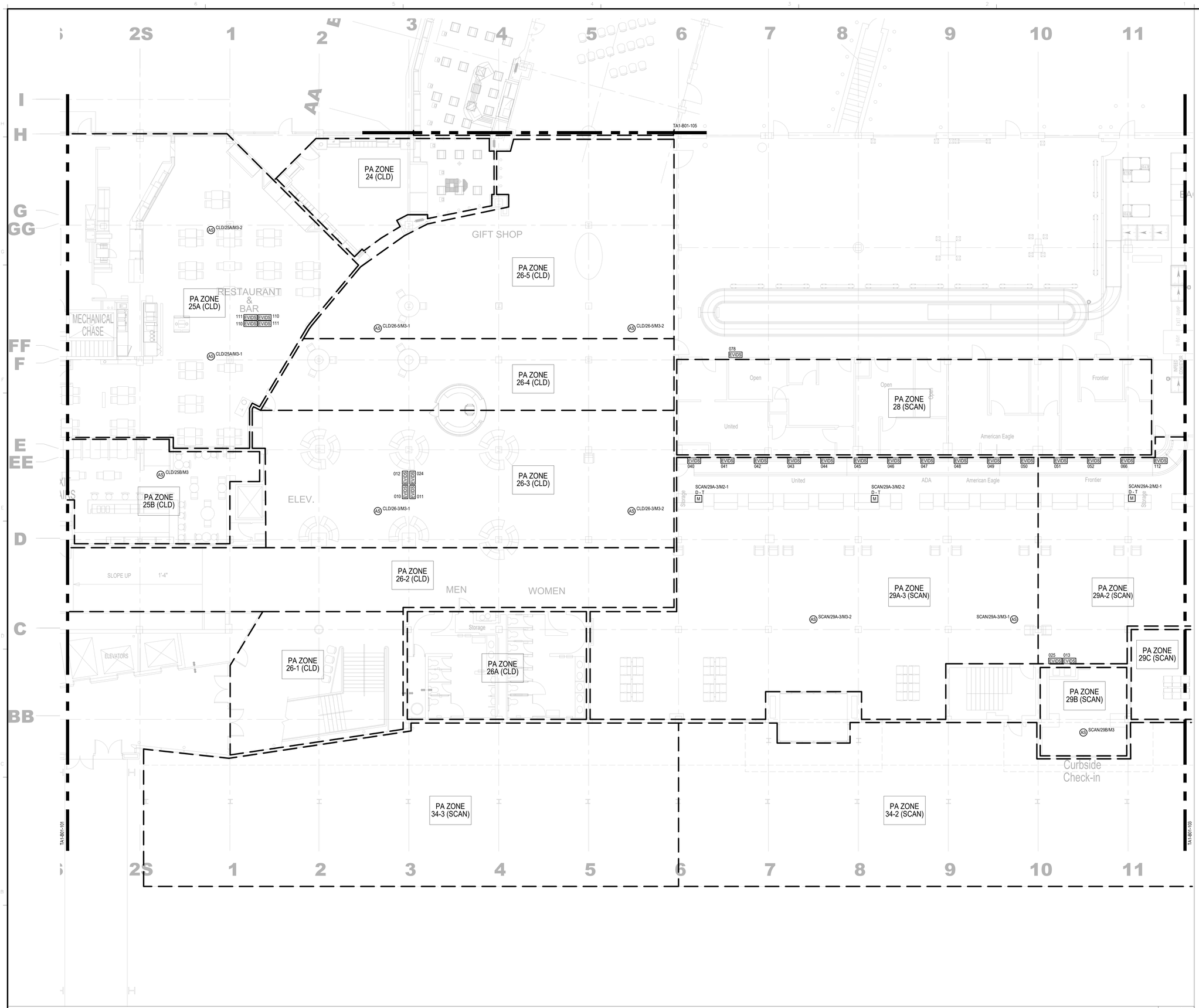

BUILDING 1 - EXISTING TERMINAL LEVEL 1 AREA 02 | A1

1/8" = 1'-0"

8' 4' 0 8'

SCALE:1/8"=1'-0"

HNTB

HNTB Corporation
715 Kirk Drive
Kansas City, Missouri 64105
(816) 472-1201

Burns
10733 Sunset Office Dr, Suite 215
St. Louis, MO 63127
(800) 803-1386

NOT FOR CONSTRUCTION

OWNER/DEVELOPER:

LIFT DSM

DSM INTERNATIONAL AIRPORT

DES MOINES INTERNATIONAL AIRPORT
DSM PA AND EVIDS SYSTEM REPLACEMENT
CONTRACT ID: 2025-01-10

KEY PLAN

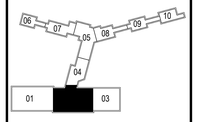

DATE	05/23/25
ISSUED FOR:	100% DESIGN
PROJECT NO.	63281
ISSUED BY	HNTB
DRAWN BY	KKB
CHECKED BY	JCK
APPROVED BY	MRH

REV	DATE	DESCRIPTION

SHEET TITLE & NUMBER

EXISTING TERMINAL LEVEL 1 AREA 02

TA1-B01-102

Copyright HNTB Corporation 2025

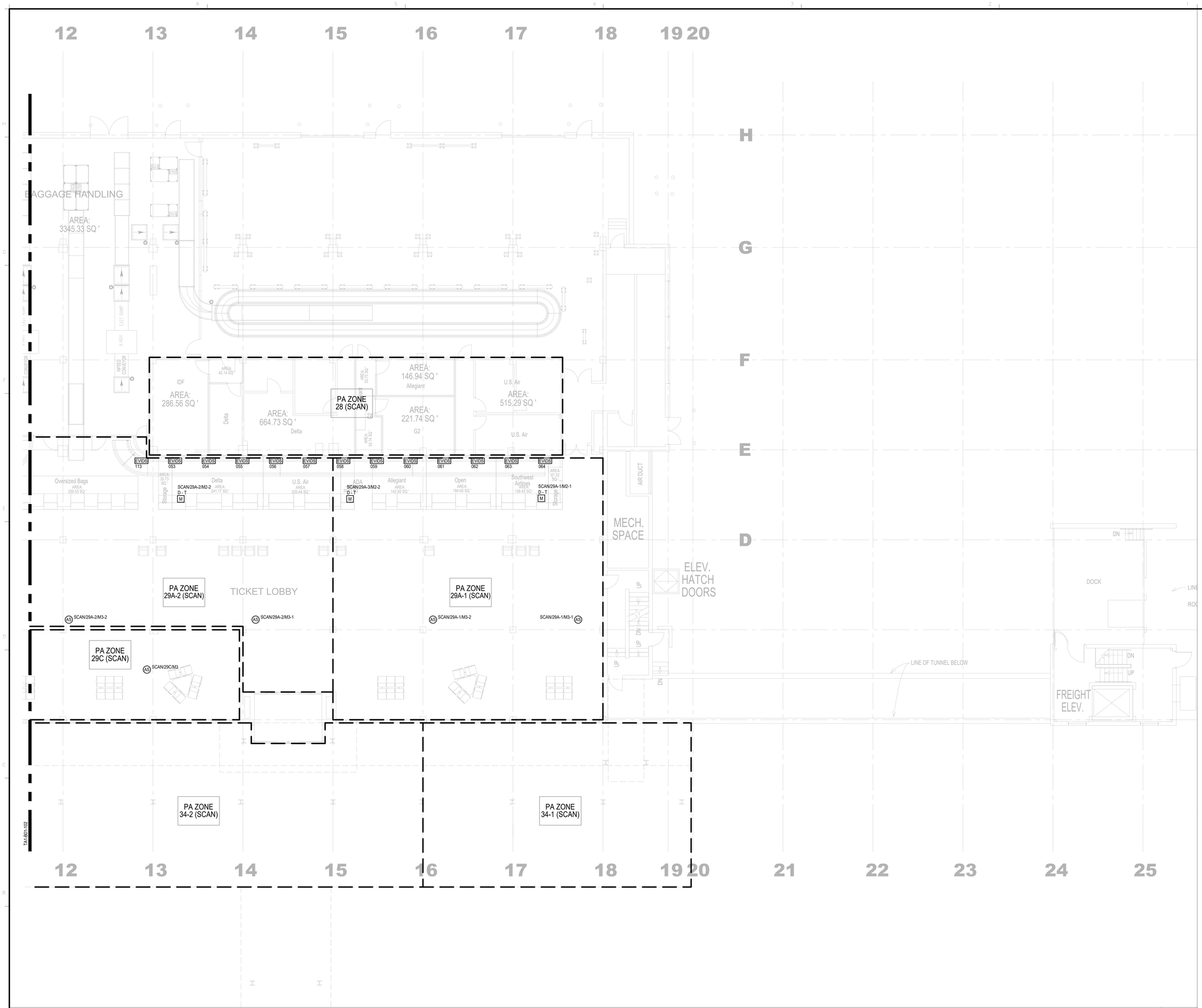

BUILDING 1 - EXISTING TERMINAL LEVEL 1 AREA 03 | A1

1/8" = 1'-0"

N

8' 4' 0 8'

SCALE:1/8"=1'-0"

HNTB

HNTB Corporation

715 Kirk Drive
Kansas City, Missouri 64105
(816) 472-1201

Burns

10733 Sunset Office Dr, Suite 215
St. Louis, MO 63127
(800) 803-1386

NOT FOR CONSTRUCTION

OWNER/DEVELOPER:

LIFT DSM

DSM INTERNATIONAL AIRPORT

DES MOINES INTERNATIONAL AIRPORT

DSM PA AND EVIDS SYSTEM REPLACEMENT

CONTRACT ID: 2025-01-10

KEY PLAN

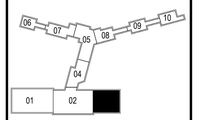

DATE	05/23/25
ISSUED FOR:	100% DESIGN
PROJECT NO.	63281
ISSUED BY	HNTB
DRAWN BY	KKB
CHECKED BY	JCK
APPROVED BY	MRH

REV	DATE	DESCRIPTION

SHEET TITLE & NUMBER

EXISTING TERMINAL LEVEL 1 AREA 03

TA1-B01-103

Copyright HNTB Corporation 2025

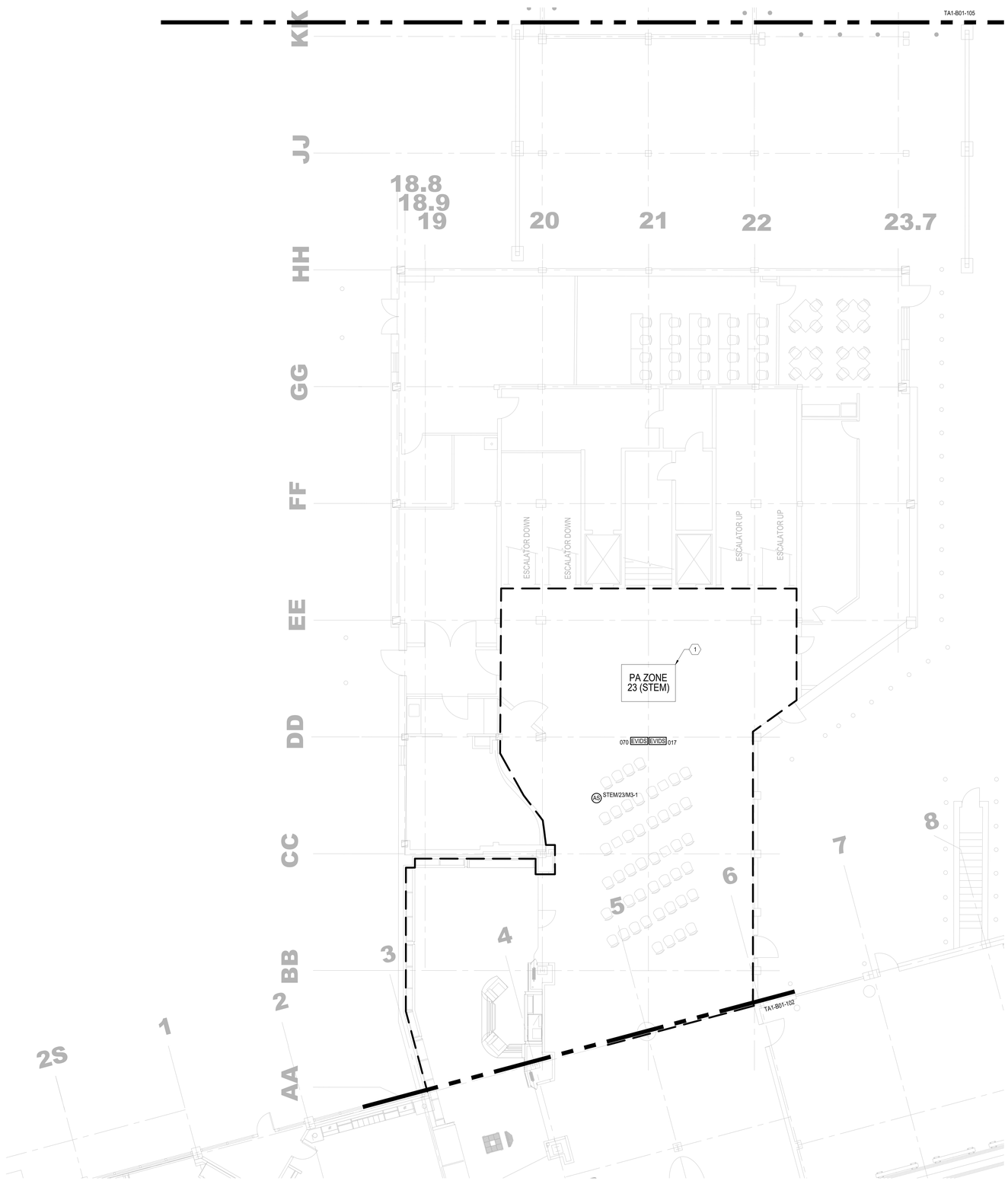

KEYED NOTES: (X)

1. ZONE 23 CONSISTS OF (2) PHYSICAL CIRCUITS 23-1 AND 23-2. BOUNDARY NOT CLEAR OR IDENTIFIED IN CURRENT AS-BUILTS.

BUILDING 1 - EXISTING TERMINAL LEVEL 1 AREA 04 | A1

1/8" = 1'-0"

N

8' 4' 0 8'

SCALE:1/8"=1'-0"

HNTB

HNTB Corporation

715 Kirk Drive
Kansas City, Missouri 64105
(816) 472-1201

Burns

10733 Sunset Office Dr, Suite 215
St. Louis, MO 63127
(800) 803-1386

NOT FOR CONSTRUCTION

OWNER/DEVELOPER:

LIFT DSM

DSM INTERNATIONAL AIRPORT

DES MOINES INTERNATIONAL AIRPORT
DSM PA AND EVIDS SYSTEM REPLACEMENT
CONTRACT ID: 2025-01-10

KEY PLAN

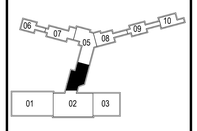

DATE	05/23/25
ISSUED FOR:	100% DESIGN
PROJECT NO.	63281
ISSUED BY	HNTB
DRAWN BY	KKB
CHECKED BY	JCK
APPROVED BY	MRH

REV	DATE	DESCRIPTION

SHEET TITLE & NUMBER

EXISTING TERMINAL LEVEL 1 AREA 04

TA1-B01-104

Copyright HNTB Corporation 2025

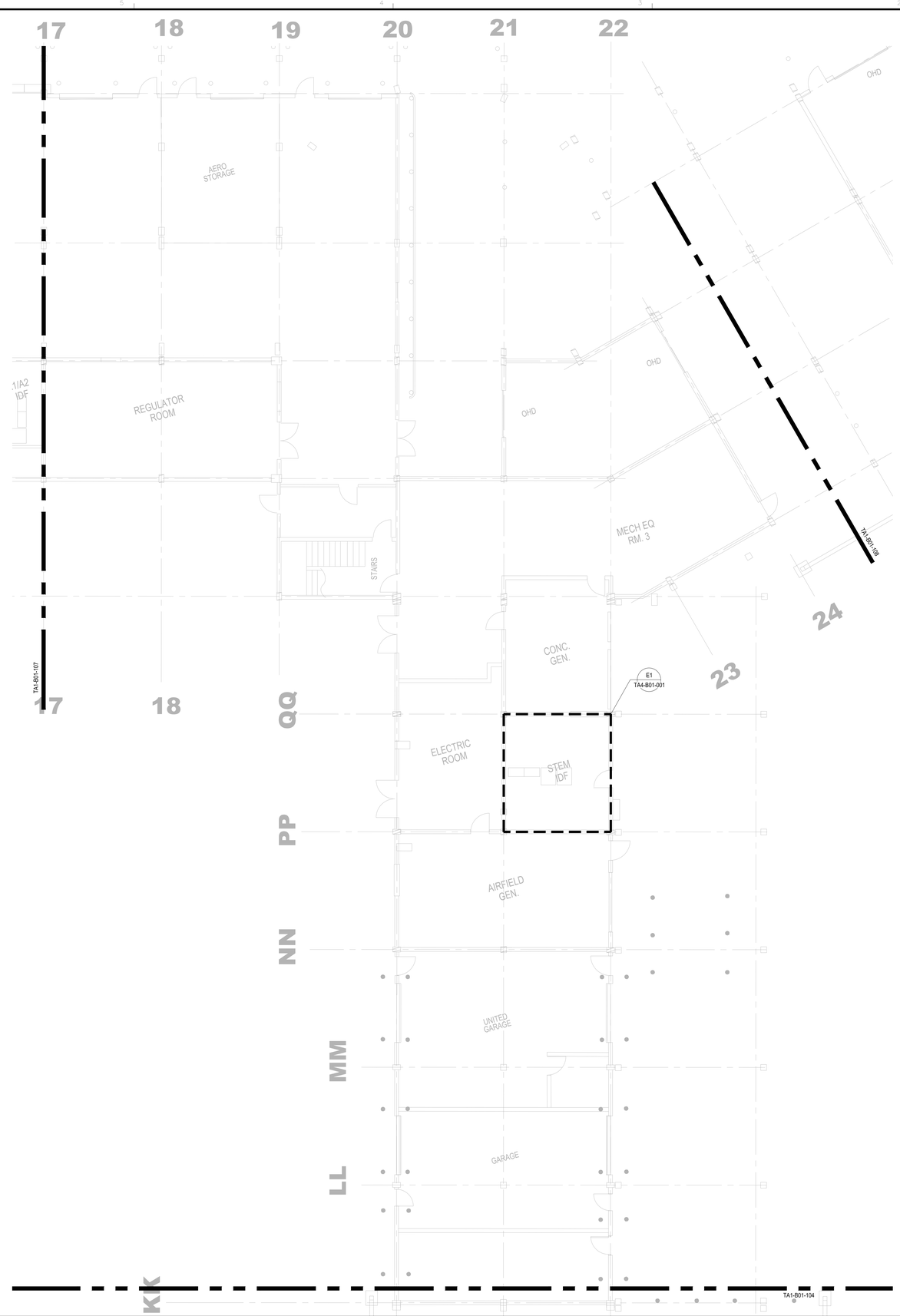

BUILDING 1 - EXISTING TERMINAL LEVEL 1 AREA 05 | A1

1/8" = 1'-0"

N

8' 4' 0 8'

SCALE:1/8"=1'-0"

HNTB

HNTB Corporation
715 Kirk Drive
Kansas City, Missouri 64105
(816) 472-1201

Burns
10733 Sunset Office Dr, Suite 215
St. Louis, MO 63127
(800) 803-1386

NOT FOR CONSTRUCTION

OWNER/DEVELOPER:

LIFT DSM

DSM INTERNATIONAL AIRPORT

DES MOINES INTERNATIONAL AIRPORT
DSM PA AND EVIDS SYSTEM REPLACEMENT
CONTRACT ID: 2025-01-10

KEY PLAN

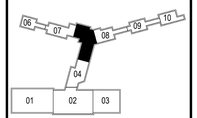

DATE	05/23/25
ISSUED FOR:	100% DESIGN
PROJECT NO.	63281
ISSUED BY	HNTB
DRAWN BY	KKB
CHECKED BY	JCK
APPROVED BY	MRH

REV	DATE	DESCRIPTION

SHEET TITLE & NUMBER

EXISTING TERMINAL LEVEL 1 AREA 05

TA1-B01-105

Copyright HNTB Corporation 2025

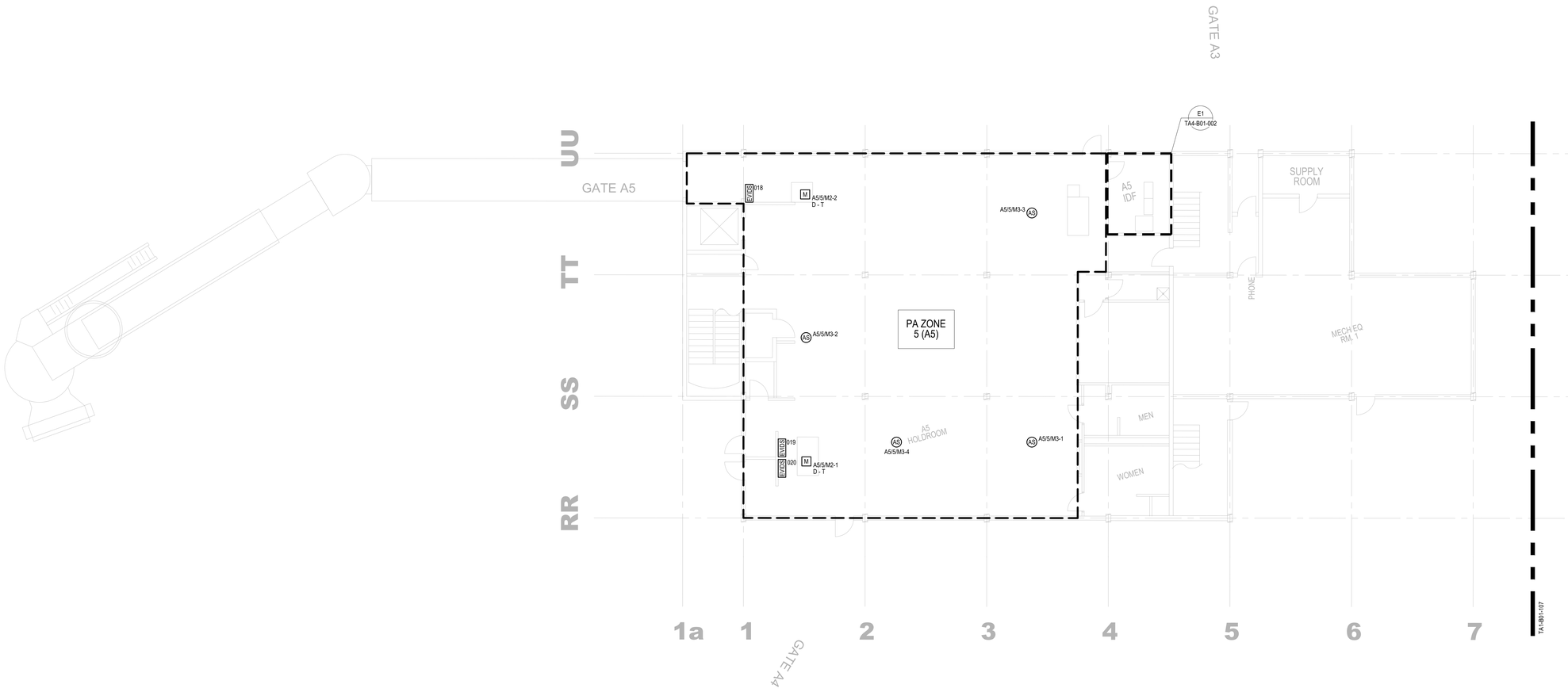

BUILDING 1 - EXISTING TERMINAL LEVEL 1 AREA 06 | A1

1/8" = 1'-0"

N

8' 4' 0 8'

SCALE:1/8"=1'-0"

HNTB

HNTB Corporation

715 Kirk Drive
Kansas City, Missouri 64105
(816) 472-1201

Burns

10733 Sunset Office Dr, Suite 215
St. Louis, MO 63127
(800) 803-1386

NOT FOR CONSTRUCTION

OWNER/DEVELOPER:

LIFT DSM

DSM INTERNATIONAL AIRPORT

DES MOINES INTERNATIONAL AIRPORT
DSM PA AND EVIDS SYSTEM REPLACEMENT
CONTRACT ID: 2025-01-10

KEY PLAN

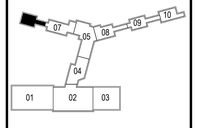

DATE	05/23/25
ISSUED FOR:	100% DESIGN
PROJECT NO.	63281
ISSUED BY	HNTB
DRAWN BY	KKB
CHECKED BY	JCK
APPROVED BY	MRH

REV	DATE	DESCRIPTION

SHEET TITLE & NUMBER

EXISTING TERMINAL LEVEL 1 AREA 06

TA1-B01-106

Copyright HNTB Corporation 2025

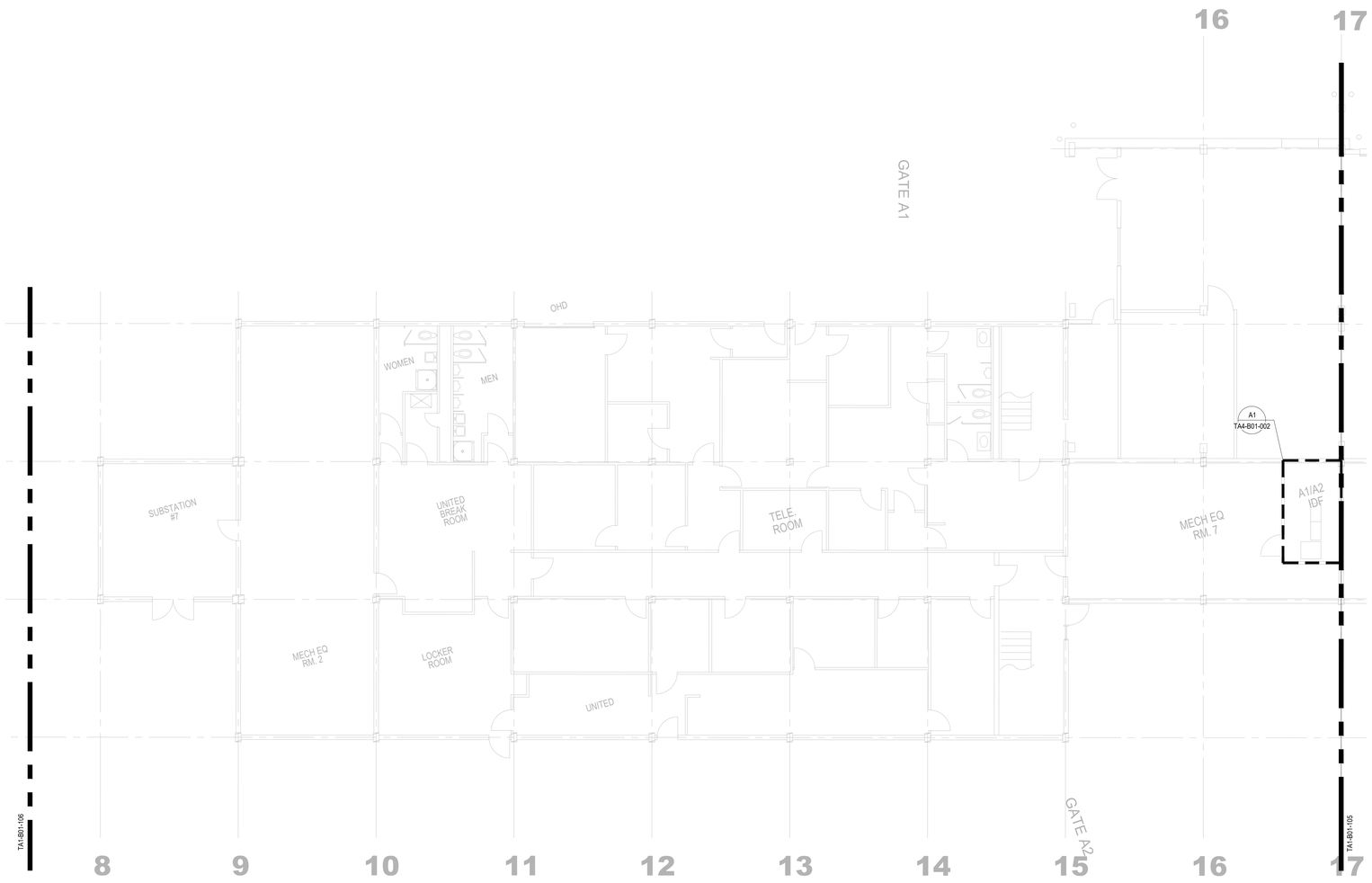

BUILDING 1 - EXISTING TERMINAL LEVEL 1 AREA 07 | A1

1/8" = 1'-0"

N

8' 4' 0 8'

SCALE:1/8"=1'-0"

HNTB

HNTB Corporation

715 Kirk Drive
Kansas City, Missouri 64105
(816) 472-1201

Burns

10733 Sunset Office Dr, Suite 215
St. Louis, MO 63127
(800) 803-1386

NOT FOR CONSTRUCTION

OWNER/DEVELOPER:

LIFT DSM

DSM INTERNATIONAL AIRPORT

DES MOINES INTERNATIONAL AIRPORT
DSM PA AND EVIDS SYSTEM REPLACEMENT
CONTRACT ID: 2025-01-10

KEY PLAN

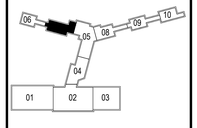

DATE	05/23/25
ISSUED FOR:	100% DESIGN
PROJECT NO.	63281
ISSUED BY	HNTB
DRAWN BY	KKB
CHECKED BY	JCK
APPROVED BY	MRH

REV	DATE	DESCRIPTION

SHEET TITLE & NUMBER

EXISTING TERMINAL LEVEL 1 AREA 07

TA1-B01-107

Copyright HNTB Corporation 2025



GENERAL NOTES:

1. NO WORK ON THIS SHEET. FOR REFERENCE ONLY.

BUILDING 1 - EXISTING TERMINAL LEVEL 1 AREA 08 | A1

1/8" = 1'-0"

N

8' 4' 0 8'

SCALE:1/8"=1'-0"

HNTB

HNTB Corporation

715 Kirk Drive
Kansas City, Missouri 64105
(816) 472-1201

Burns

10733 Sunset Office Dr, Suite 215
St. Louis, MO 63127
(800) 803-1386

NOT FOR CONSTRUCTION

OWNER/DEVELOPER:

LIFT DSM

DSM INTERNATIONAL AIRPORT

DES MOINES INTERNATIONAL AIRPORT
DSM PA AND EVIDS SYSTEM REPLACEMENT
CONTRACT ID: 2025-01-10

KEY PLAN

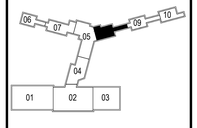

DATE	05/23/25
ISSUED FOR:	100% DESIGN
PROJECT NO.	63281
ISSUED BY	HNTB
DRAWN BY	KKB
CHECKED BY	JCK
APPROVED BY	MRH

REV	DATE	DESCRIPTION

SHEET TITLE & NUMBER

EXISTING TERMINAL LEVEL 1 AREA 08

TA1-B01-108

Copyright HNTB Corporation 2025

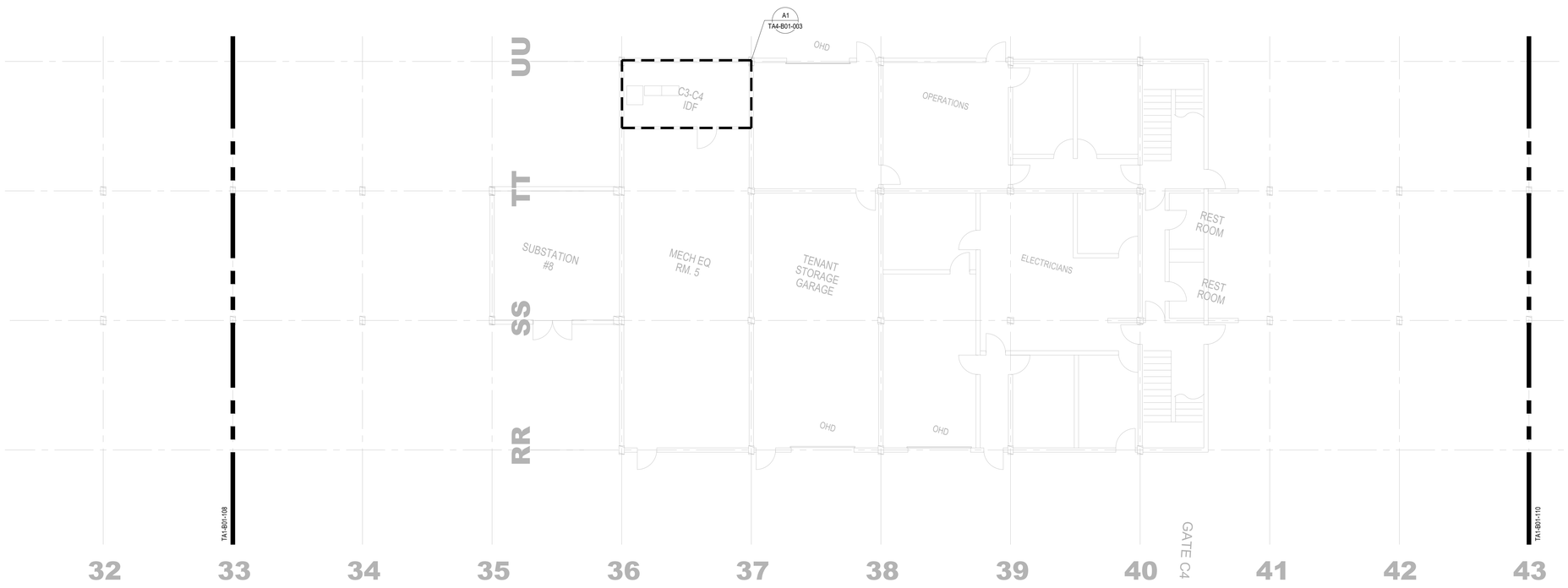

BUILDING 1 - EXISTING TERMINAL LEVEL 1 AREA 09 | A1

1/8" = 1'-0"

N

8' 4' 0 8'

SCALE:1/8"=1'-0"

HNTB

HNTB Corporation
715 Kirk Drive
Kansas City, Missouri 64105
(816) 472-1201

Burns
10733 Sunset Office Dr, Suite 215
St. Louis, MO 63127
(800) 803-1386

NOT FOR CONSTRUCTION

OWNER/DEVELOPER:

LIFT DSM

DSM INTERNATIONAL AIRPORT

DES MOINES INTERNATIONAL AIRPORT
DSM PA AND EVIDS SYSTEM REPLACEMENT
CONTRACT ID: 2025-01-10

KEY PLAN

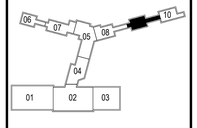

DATE	05/23/25
ISSUED FOR:	100% DESIGN
PROJECT NO.	63281
ISSUED BY	HNTB
DRAWN BY	KKB
CHECKED BY	JCK
APPROVED BY	MRH

REV	DATE	DESCRIPTION

SHEET TITLE & NUMBER

EXISTING TERMINAL LEVEL 1 AREA 09

TA1-B01-109

Copyright HNTB Corporation 2025

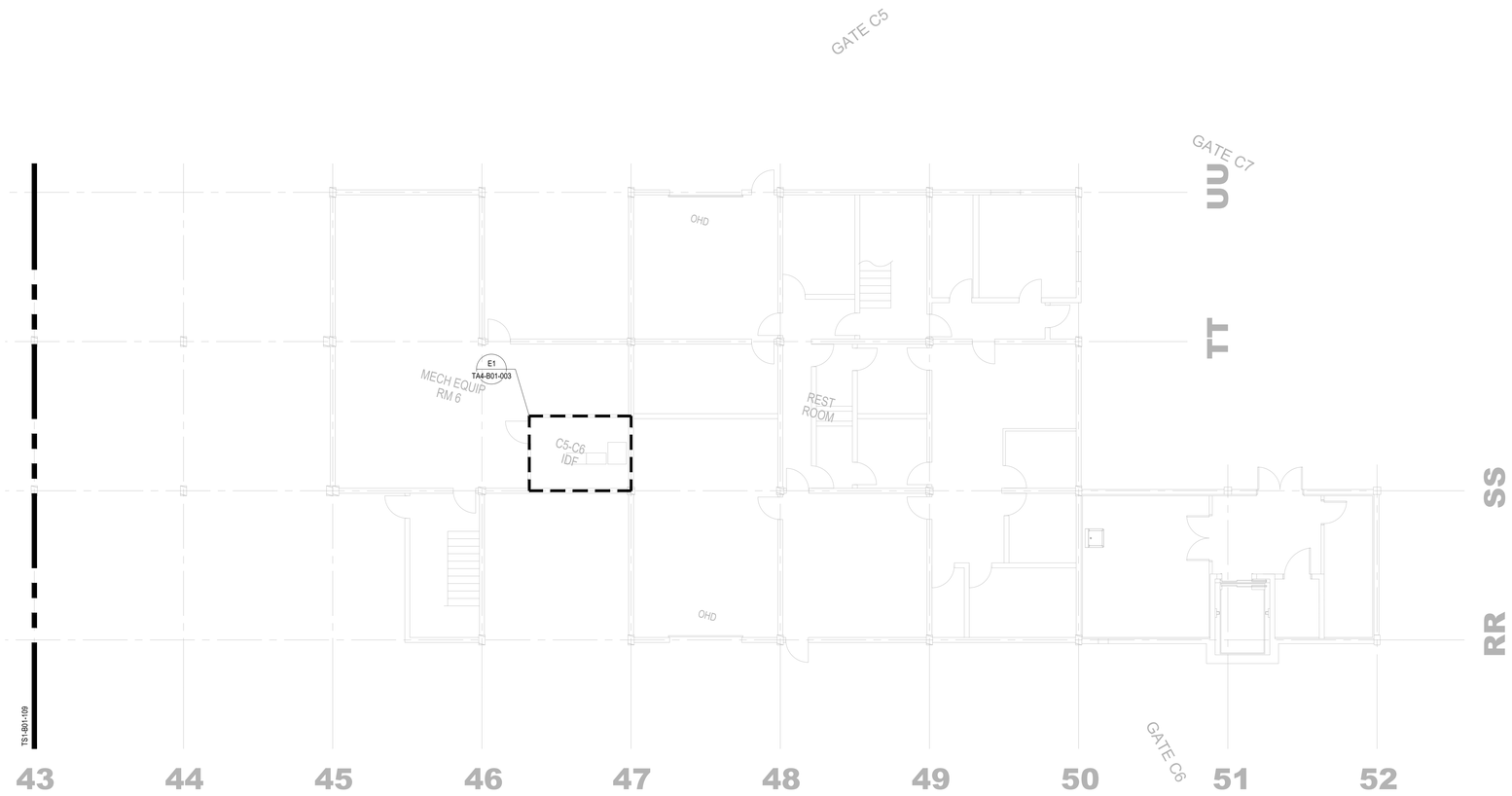

BUILDING 1 - EXISTING TERMINAL LEVEL 1 AREA 10 | A1

1/8" = 1'-0"

N

8' 4' 0 8'

SCALE:1/8"=1'-0"

HNTB

HNTB Corporation

715 Kirk Drive
Kansas City, Missouri 64105
(816) 472-1201

Burns

10733 Sunset Office Dr, Suite 215
St. Louis, MO 63127
(800) 803-1386

NOT FOR CONSTRUCTION

OWNER/DEVELOPER:

LIFT DSM

DSM INTERNATIONAL AIRPORT

DES MOINES INTERNATIONAL AIRPORT
DSM PA AND EVIDS SYSTEM REPLACEMENT
CONTRACT ID: 2025-01-10

KEY PLAN

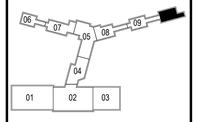

DATE	05/23/25
ISSUED FOR:	100% DESIGN
PROJECT NO.	63281
ISSUED BY	HNTB
DRAWN BY	KKB
CHECKED BY	JCK
APPROVED BY	MRH

REV	DATE	DESCRIPTION

SHEET TITLE & NUMBER

EXISTING TERMINAL LEVEL 1 AREA 10

TA1-B01-110

Copyright HNTB Corporation 2025

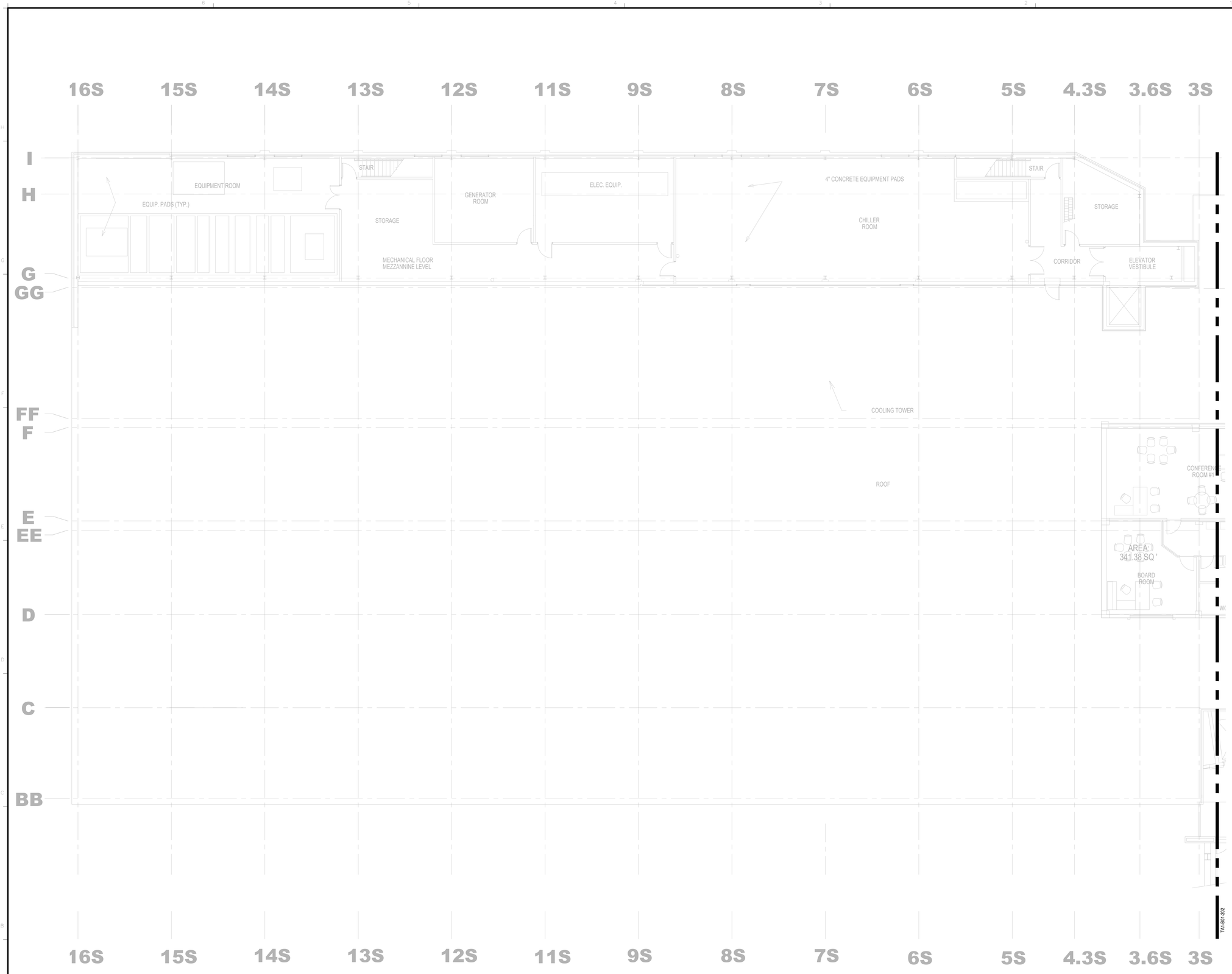

GENERAL NOTES:

1. NO WORK ON THIS SHEET. FOR REFERENCE ONLY.

BUILDING 1 - EXISTING TERMINAL LEVEL 2 AREA 01 | A1

1/8" = 1'-0"

N

8' 4' 0 8'

SCALE:1/8"=1'-0"

HNTB

HNTB Corporation

715 Kirk Drive
Kansas City, Missouri 64105
(816) 472-1201

Burns

10733 Sunset Office Dr, Suite 215
St. Louis, MO 63127
(800) 803-1386

NOT FOR CONSTRUCTION

OWNER/DEVELOPER:

LIFT DSM

DSM INTERNATIONAL AIRPORT

DES MOINES INTERNATIONAL AIRPORT
DSM PA AND EVIDS SYSTEM REPLACEMENT
CONTRACT ID: 2025-01-10

KEY PLAN

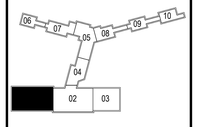

DATE	05/23/25
ISSUED FOR:	100% DESIGN
PROJECT NO.	63281
ISSUED BY	HNTB
DRAWN BY	KKB
CHECKED BY	JCK
APPROVED BY	MRH

REV	DATE	DESCRIPTION

SHEET TITLE & NUMBER

EXISTING TERMINAL LEVEL 2 AREA 01

TA1-B01-201

Copyright HNTB Corporation 2025

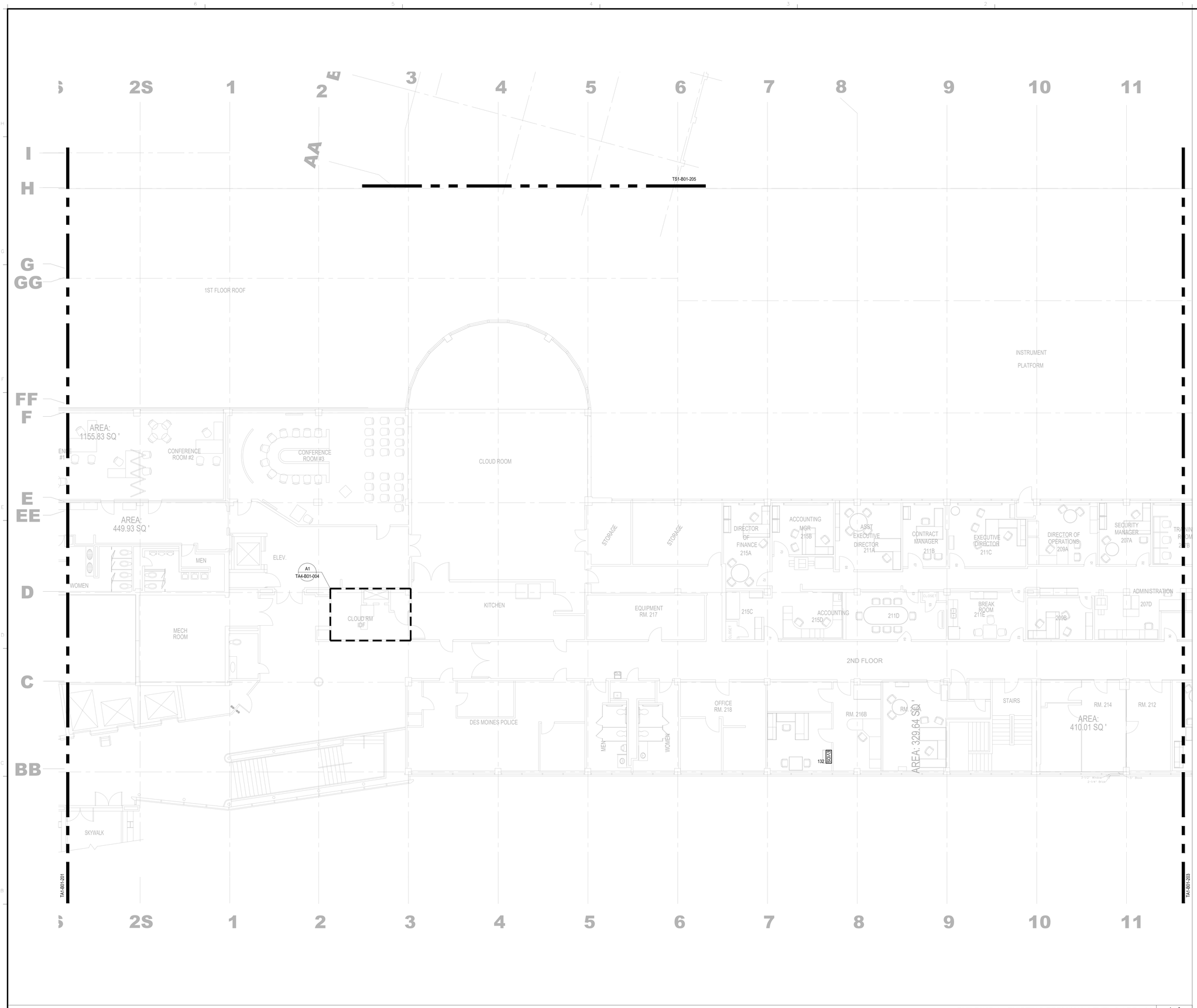

BUILDING 1 - EXISTING TERMINAL LEVEL 2 AREA 02 | A1

1/8" = 1'-0"

SCALE:1/8"=1'-0"

HNTB

HNTB Corporation
715 Kirk Drive
Kansas City, Missouri 64105
(816) 472-1201

Burns
10733 Sunset Office Dr, Suite 215
St. Louis, MO 63127
(800) 803-1386

NOT FOR CONSTRUCTION

OWNER/DEVELOPER:

LIFT DSM

DSM INTERNATIONAL AIRPORT

DES MOINES INTERNATIONAL AIRPORT
DSM PA AND EVIDS SYSTEM REPLACEMENT
CONTRACT ID: 2025-01-10

KEY PLAN

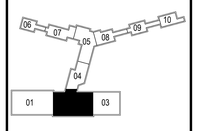

DATE	05/23/25
ISSUED FOR:	100% DESIGN
PROJECT NO.	63281
ISSUED BY	HNTB
DRAWN BY	KKB
CHECKED BY	JCK
APPROVED BY	MRH

REV	DATE	DESCRIPTION

SHEET TITLE & NUMBER
EXISTING TERMINAL LEVEL 2 AREA 02

TA1-B01-202

Copyright HNTB Corporation 2025

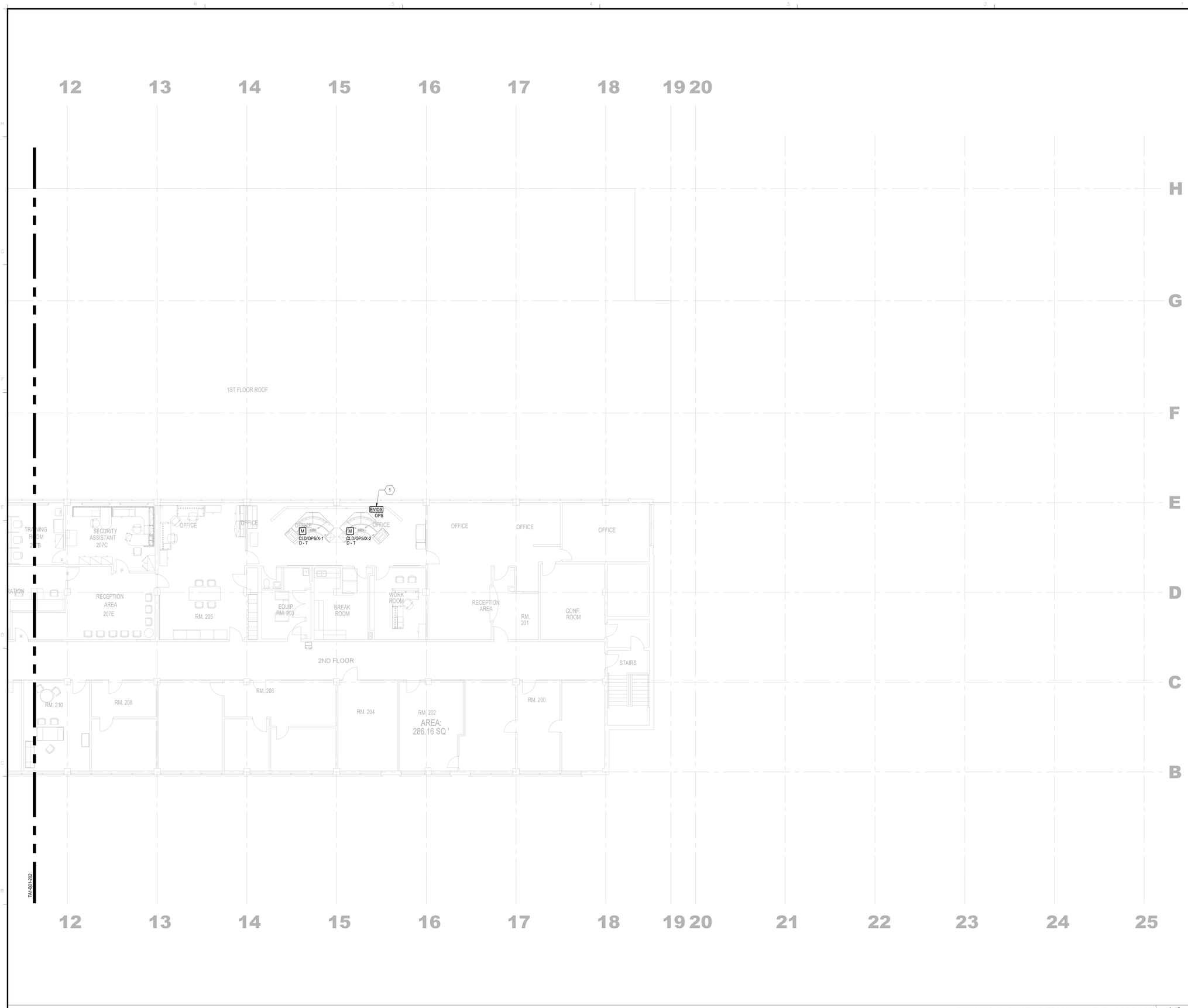

KEYED NOTES: (X)

1. AIRPORT I.T. WILL PROVIDE A DDC FOR THIS NEW LOCATION. COORDINATE WITH THE AIRPORT: DATA OUTLET PROVISION AND WHICH EXISTING DISPLAY TO CONNECT TO.

BUILDING 1 - EXISTING TERMINAL LEVEL 2 AREA 03 | A1

1/8" = 1'-0"

N

8' 4' 0 8'

SCALE:1/8"=1'-0"

HNTB

HNTB Corporation

715 Kirk Drive
Kansas City, Missouri 64105
(816) 472-1201

Burns

10733 Sunset Office Dr, Suite 215
St. Louis, MO 63127
(800) 803-1386

NOT FOR CONSTRUCTION

OWNER/DEVELOPER:

LIFT DSM

DSM INTERNATIONAL AIRPORT

DES MOINES INTERNATIONAL AIRPORT

DSM PA AND EVIDS SYSTEM REPLACEMENT

CONTRACT ID: 2025-01-10

KEY PLAN

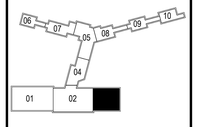

DATE	05/23/25
ISSUED FOR:	100% DESIGN
PROJECT NO.	63281
ISSUED BY	HNTB
DRAWN BY	KKB
CHECKED BY	JCK
APPROVED BY	MRH

REV	DATE	DESCRIPTION

SHEET TITLE & NUMBER

EXISTING TERMINAL LEVEL 2 AREA 03

TA1-B01-203

Copyright HNTB Corporation 2025

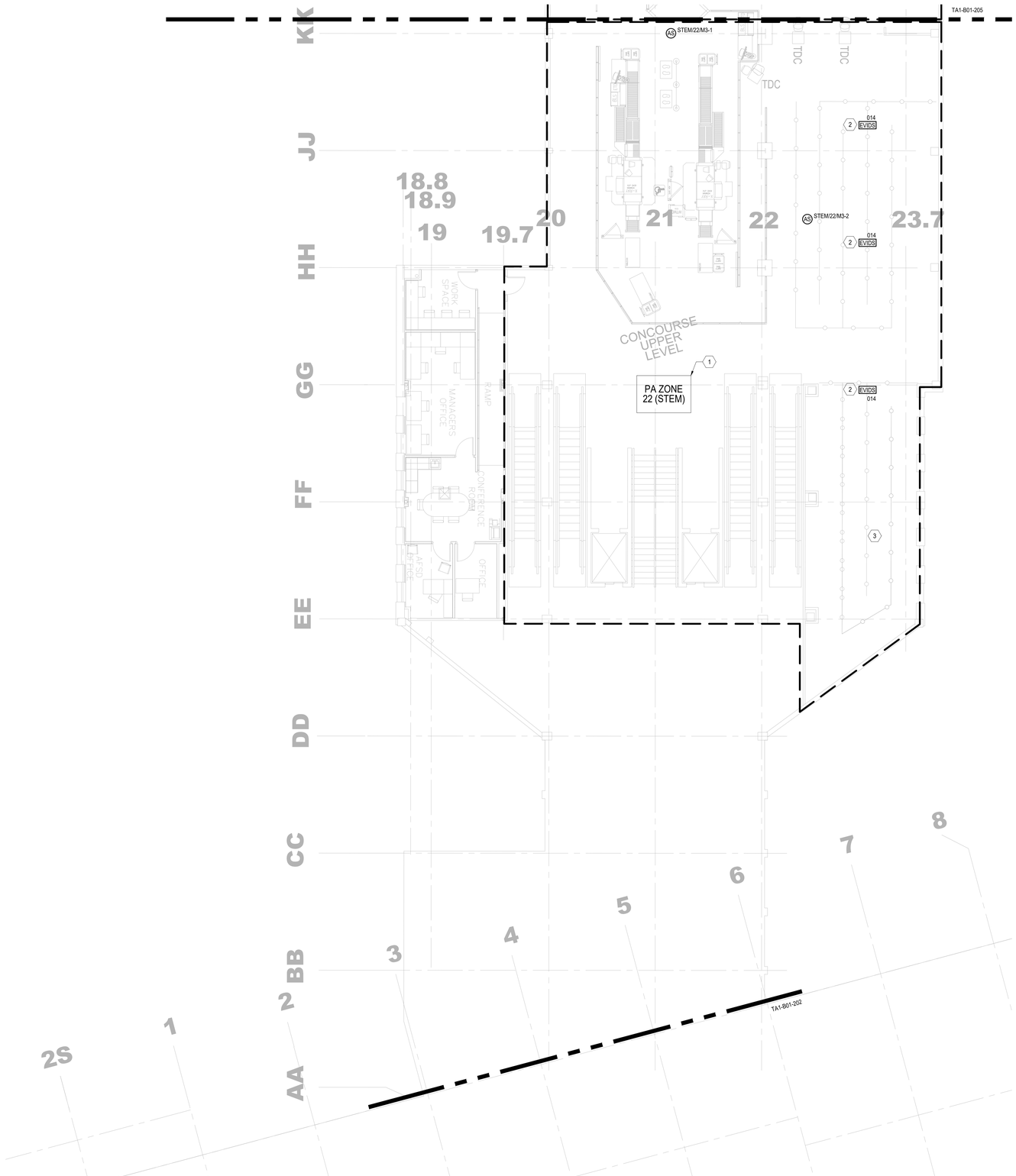

KEYED NOTES: (X)

1. ZONE 22 CONSISTS OF (6) PHYSICAL CIRCUITS 22-1 THRU 22-6. BOUNDARY NOT CLEAR OR IDENTIFIED IN CURRENT AS-BUILTS.
2. EXISTING DDC 014 AND A 9-WAY VIDEO SPLITTER LOCATED IN THE STEM COMM ROOM. ALL (3) TSA DISPLAYS SHOW THE SAME CONTENT.
3. OLD LOCATION OF 4TH TSA DISPLAY THAT HAS BEEN REMOVED. SHOWN FOR REFERENCE ONLY.

BUILDING 1 - EXISTING TERMINAL LEVEL 2 AREA 04 | A1

1/8" = 1'-0"

8' 4' 0 8'

SCALE:1/8"=1'-0"

HNTB

HNTB Corporation

715 Kirk Drive
Kansas City, Missouri 64105
(816) 472-1201

Burns

10733 Sunset Office Dr, Suite 215
St. Louis, MO 63127
(800) 803-1386

NOT FOR CONSTRUCTION

OWNER/DEVELOPER:

LIFT DSM

DSM INTERNATIONAL AIRPORT

DES MOINES INTERNATIONAL AIRPORT

DSM PA AND EVIDS SYSTEM REPLACEMENT

CONTRACT ID: 2025-01-10

KEY PLAN

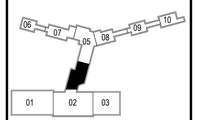

DATE	05/23/25
ISSUED FOR:	100% DESIGN
PROJECT NO.	63281
ISSUED BY	HNTB
DRAWN BY	KKB
CHECKED BY	JCK
APPROVED BY	MRH

REV	DATE	DESCRIPTION

SHEET TITLE & NUMBER

EXISTING TERMINAL LEVEL 2 AREA 04

TA1-B01-204

Copyright HNTB Corporation 2025

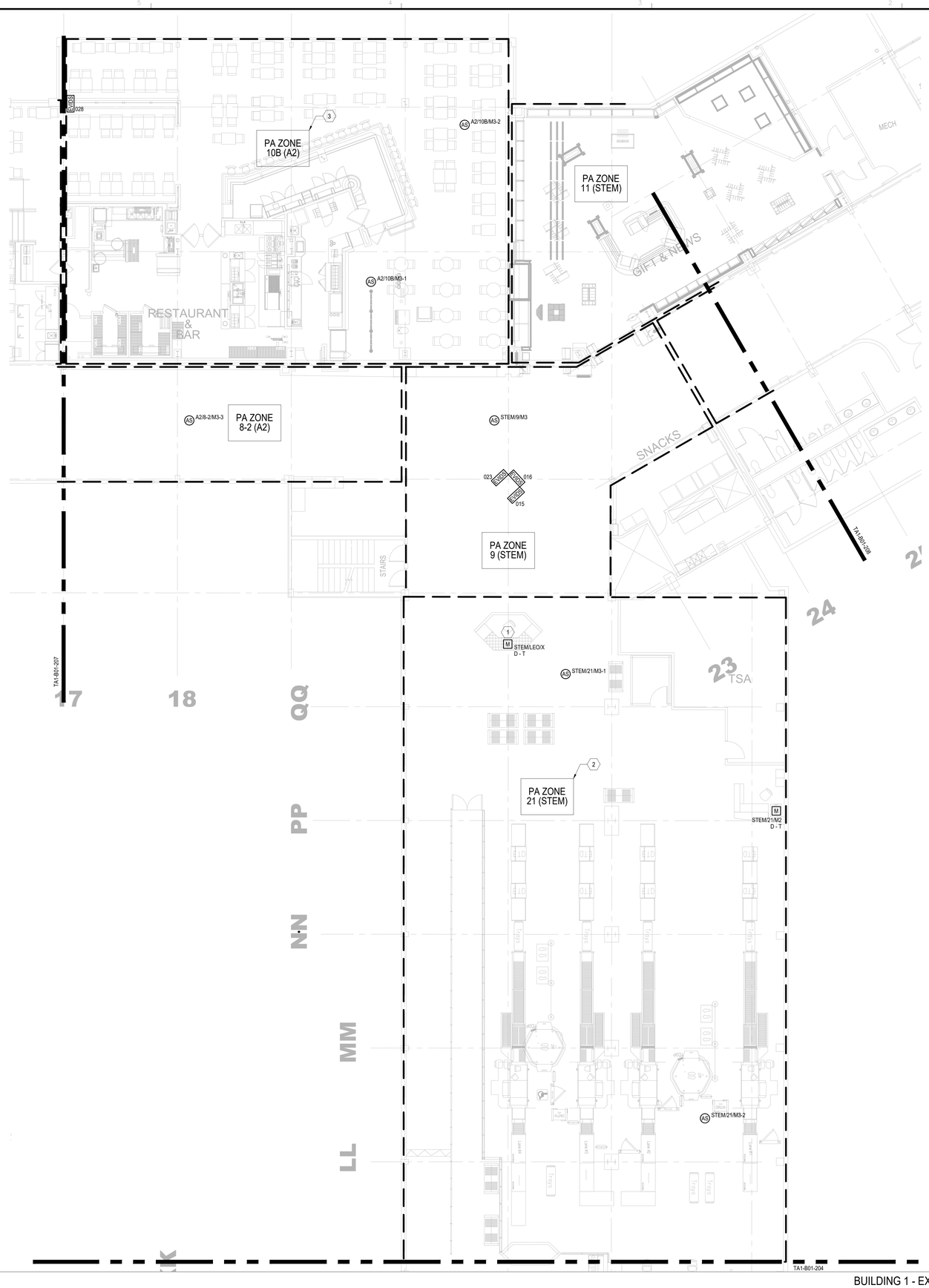

KEYED NOTES: (X)

1. ADD NEW PAGING STATION AT LEO PODIUM. COORDINATE WITH DSM IT FOR DATA OUTLET PROVISION.
2. ZONE 21 CONSISTS OF (5) PHYSICAL CIRCUITS 21-1 THRU 21-5. BOUNDARY NOT CLEAR OR IDENTIFIED IN CURRENT AS-BUILTS.
3. ZONE 10B CONSISTS OF (2) PHYSICAL CIRCUITS 10B-1 AND 10B-2. BOUNDARY NOT CLEAR OR IDENTIFIED IN CURRENT AS-BUILTS.

BUILDING 1 - EXISTING TERMINAL LEVEL 2 AREA 05 | A1

1/8" = 1'-0"

8' 4' 0 8'

SCALE:1/8"=1'-0"

HNTB

HNTB Corporation

715 Kirk Drive
Kansas City, Missouri 64105
(816) 472-1201

Burns

10733 Sunset Office Dr, Suite 215
St. Louis, MO 63127
(800) 803-1386

NOT FOR CONSTRUCTION

OWNER/DEVELOPER:

LIFT DSM

DSM INTERNATIONAL AIRPORT

DES MOINES INTERNATIONAL AIRPORT

DSM PA AND EVIDS SYSTEM REPLACEMENT

CONTRACT ID: 2025-01-10

KEY PLAN

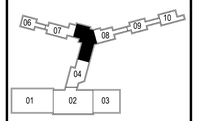

DATE	05/23/25
ISSUED FOR:	100% DESIGN
PROJECT NO.	63281
ISSUED BY	HNTB
DRAWN BY	KKB
CHECKED BY	JCK
APPROVED BY	MRH

REV	DATE	DESCRIPTION

SHEET TITLE & NUMBER

EXISTING TERMINAL LEVEL 2 AREA 05

TA1-B01-205

Copyright HNTB Corporation 2025

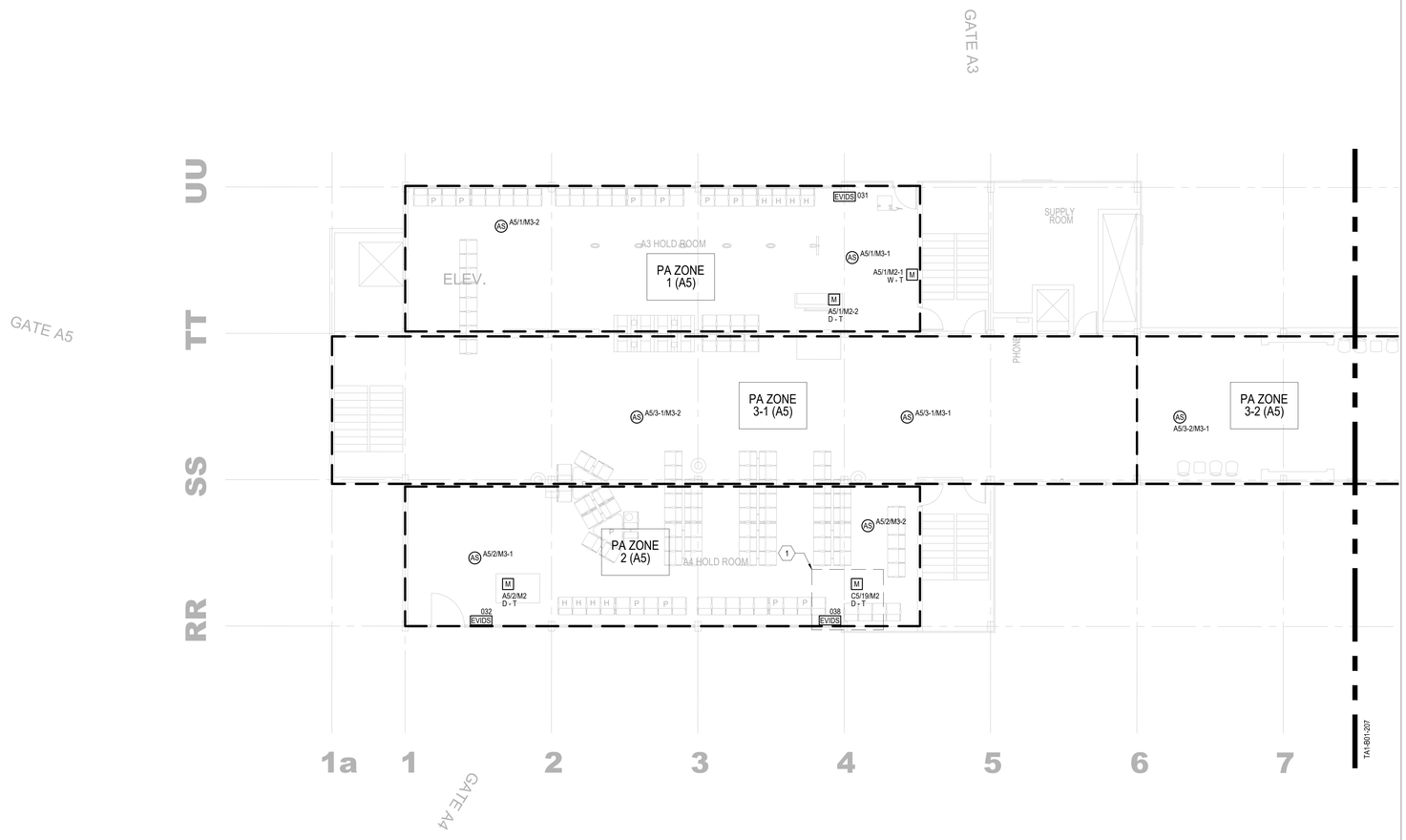

KEYED NOTES: (X)

1. APPROXIMATE LOCATION OF RELOCATED C6 PBB THAT MOVED TO A4A AT THE END OF MAY 2025. CONFIRM EXACT LOCATION AND EQUIPMENT ID / TAGS BASED ON RECENT CONSTRUCTION PROJECTS.

BUILDING 1 - EXISTING TERMINAL LEVEL 2 AREA 06 | A1

1/8" = 1'-0"

8' 4' 0 8'

SCALE:1/8"=1'-0"

HNTB

HNTB Corporation
715 Kirk Drive
Kansas City, Missouri 64105
(816) 472-1201

Burns
10733 Sunset Office Dr, Suite 215
St. Louis, MO 63127
(800) 803-1386

NOT FOR CONSTRUCTION

OWNER/DEVELOPER:

LIFT DSM

DSM INTERNATIONAL AIRPORT

DES MOINES INTERNATIONAL AIRPORT
DSM PA AND EVIDS SYSTEM REPLACEMENT
CONTRACT ID: 2025-01-10

KEY PLAN

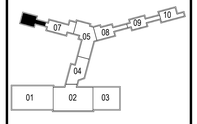

DATE	05/23/25
ISSUED FOR:	100% DESIGN
PROJECT NO.	63281
ISSUED BY	HNTB
DRAWN BY	KKB
CHECKED BY	JCK
APPROVED BY	MRH

REV	DATE	DESCRIPTION

SHEET TITLE & NUMBER

EXISTING TERMINAL LEVEL 2 AREA 06

TA1-B01-206

Copyright HNTB Corporation 2025

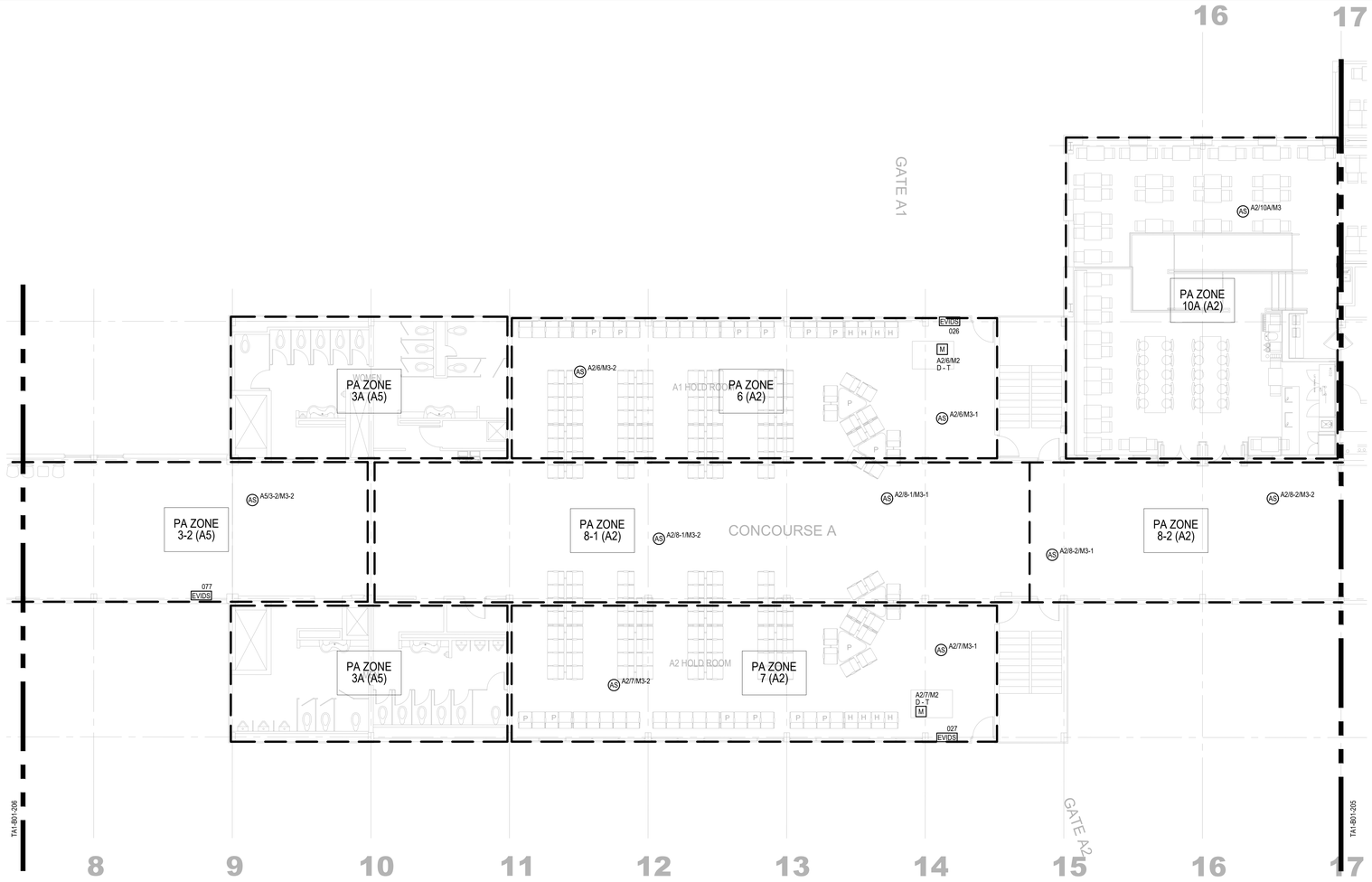

BUILDING 1 - EXISTING TERMINAL LEVEL 2 AREA 07 | A1

1/8" = 1'-0"

N

8' 4' 0 8'

SCALE:1/8"=1'-0"

HNTB

HNTB Corporation
715 Kirk Drive
Kansas City, Missouri 64105
(816) 472-1201

Burns
10733 Sunset Office Dr, Suite 215
St. Louis, MO 63127
(800) 803-1386

NOT FOR CONSTRUCTION

OWNER/DEVELOPER:

LIFT DSM

DSM INTERNATIONAL AIRPORT

DES MOINES INTERNATIONAL AIRPORT
DSM PA AND EVIDS SYSTEM REPLACEMENT
CONTRACT ID: 2025-01-10

KEY PLAN

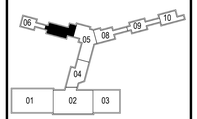

DATE	05/23/25
ISSUED FOR:	100% DESIGN
PROJECT NO.	63281
ISSUED BY	HNTB
DRAWN BY	KKB
CHECKED BY	JCK
APPROVED BY	MRH

REV	DATE	DESCRIPTION

SHEET TITLE & NUMBER

EXISTING TERMINAL LEVEL 2 AREA 07

TA1-B01-207

Copyright HNTB Corporation 2025

KEYED NOTES: (X)

1. GATE NO LONGER IN SERVICE. NO DEVICES TO REPLACE OR RECONNECT AT THIS LOCATION.

HNTB

HNTB Corporation
715 Kirk Drive
Kansas City, Missouri 64105
(816) 472-1201

Burns
10733 Sunset Office Dr, Suite 215
St. Louis, MO 63127
(800) 803-1386

NOT FOR CONSTRUCTION

OWNER/DEVELOPER:

LIFT DSM

DSM INTERNATIONAL AIRPORT

DES MOINES INTERNATIONAL AIRPORT
DSM PA AND EVIDS SYSTEM REPLACEMENT
CONTRACT ID: 2025-01-10

KEY PLAN

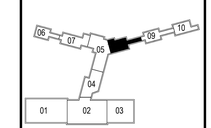

DATE	05/23/25
ISSUED FOR:	100% DESIGN
PROJECT NO.	63281
ISSUED BY	HNTB
DRAWN BY	KKB
CHECKED BY	JCK
APPROVED BY	MRH

REV	DATE	DESCRIPTION

SHEET TITLE & NUMBER

EXISTING TERMINAL LEVEL 2 AREA 08

TA1-B01-208

BUILDING 1 - EXISTING TERMINAL LEVEL 2 AREA 08 | A1

1/8" = 1'-0"

N

8' 4' 0 8'

SCALE:1/8"=1'-0"

Copyright HNTB Corporation 2025

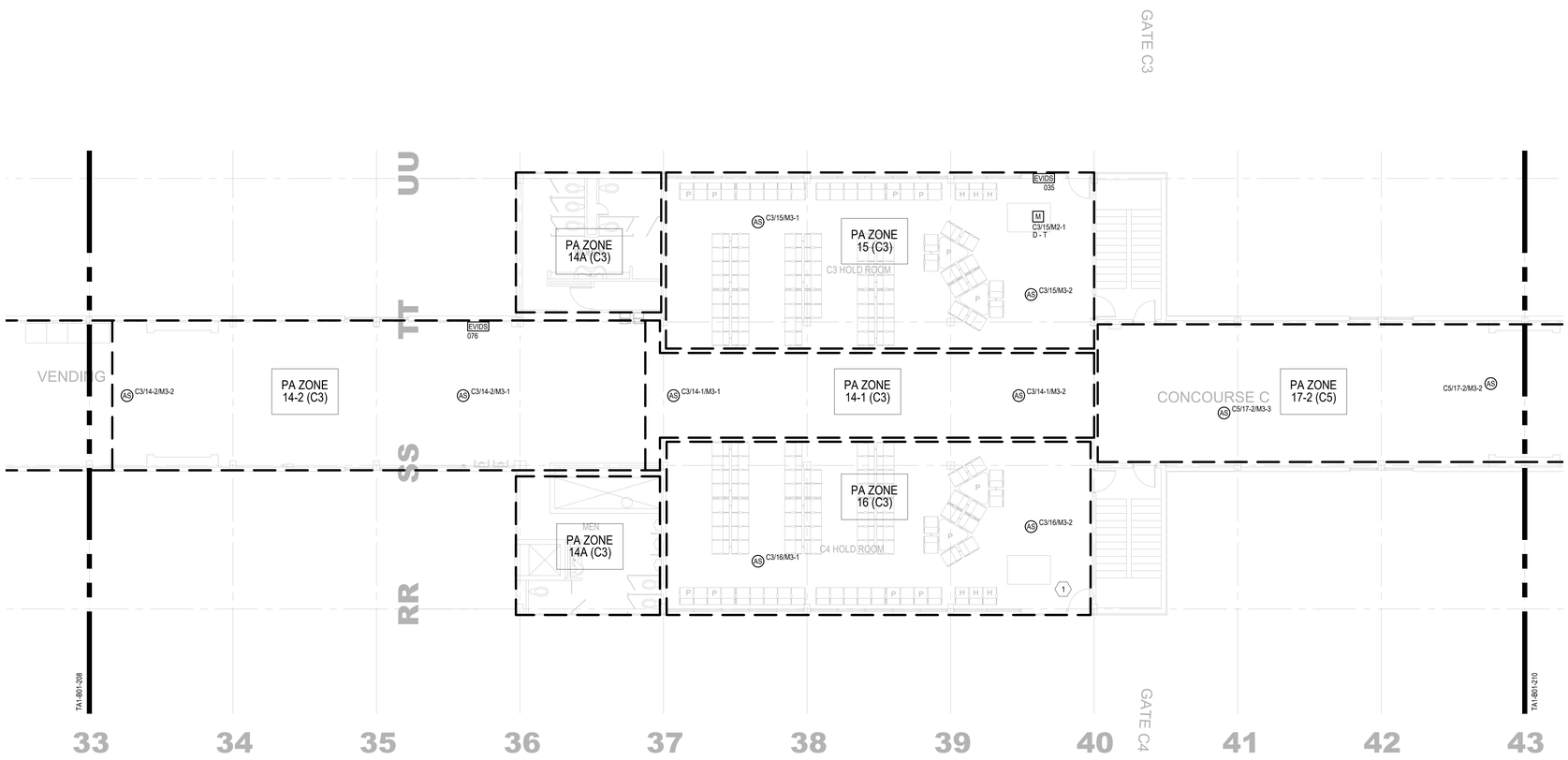

KEYED NOTES: (X)

1. GATE NO LONGER IN SERVICE. NO DEVICES TO REPLACE OR RECONNECT AT THIS LOCATION.

BUILDING 1 - EXISTING TERMINAL LEVEL 2 AREA 09 | A1

1/8" = 1'-0"

N

8' 4' 0 8'

SCALE:1/8"=1'-0"

HNTB

HNTB Corporation
715 Kirk Drive
Kansas City, Missouri 64105
(816) 472-1201

Burns
10733 Sunset Office Dr, Suite 215
St. Louis, MO 63127
(800) 803-1386

NOT FOR CONSTRUCTION

OWNER/DEVELOPER:

LIFT DSM

DSM INTERNATIONAL AIRPORT

DES MOINES INTERNATIONAL AIRPORT
DSM PA AND EVIDS SYSTEM REPLACEMENT
CONTRACT ID: 2025-01-10

KEY PLAN

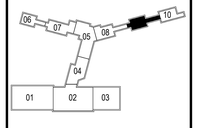

DATE	05/23/25
ISSUED FOR:	100% DESIGN
PROJECT NO.	63281
ISSUED BY	HNTB
DRAWN BY	KKB
CHECKED BY	JCK
APPROVED BY	MRH

REV	DATE	DESCRIPTION

SHEET TITLE & NUMBER

EXISTING TERMINAL LEVEL 2 AREA 09

TA1-B01-209

Copyright HNTB Corporation 2025

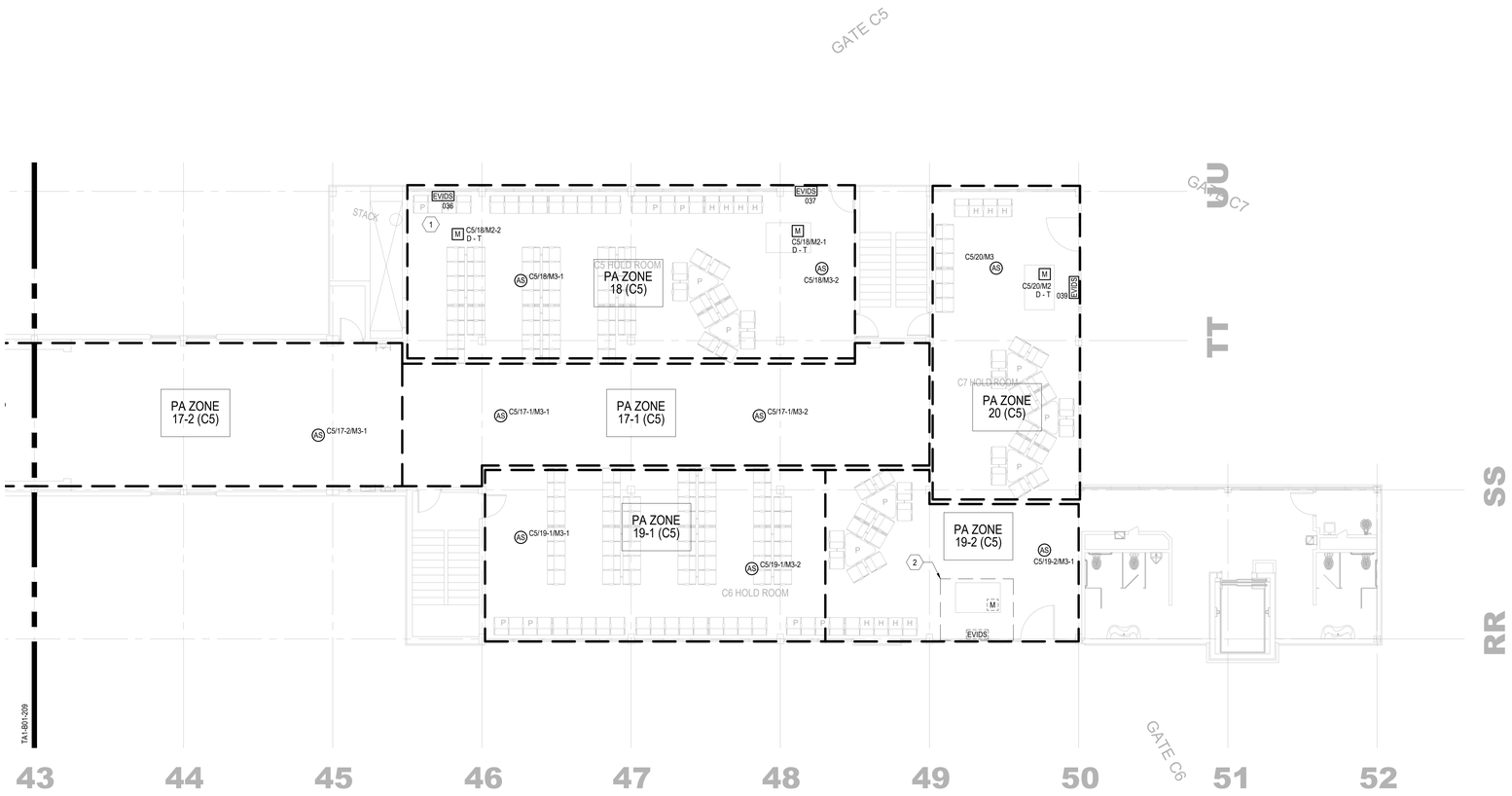

KEYED NOTES: (X)

1. NEWER GATE LOCATION NOT REFLECTED IN ARCHITECTURAL BACKGROUNDS. REPLACE AND RECONNECT DEVICES AS NOTED.
2. C6 PBB SHALL BE RELOCATED TO A4A AT THE END OF MAY 2025. REFER TO SHEET TA1-B01-206 FOR ASSOCIATED EVIDS DISPLAY AND PAGING STATIONS TO BE REPLACED.

BUILDING 1 - EXISTING TERMINAL LEVEL 2 AREA 10 | A1

1/8" = 1'-0"

N

8' 4' 0 8'

SCALE:1/8"=1'-0"

HNTB

HNTB Corporation

715 Kirk Drive
Kansas City, Missouri 64105
(816) 472-1201

Burns

10733 Sunset Office Dr, Suite 215
St. Louis, MO 63127
(800) 803-1386

NOT FOR CONSTRUCTION

OWNER/DEVELOPER:

LIFT DSM

DSM INTERNATIONAL AIRPORT

DES MOINES INTERNATIONAL AIRPORT
DSM PA AND EVIDS SYSTEM REPLACEMENT
CONTRACT ID: 2025-01-10

KEY PLAN

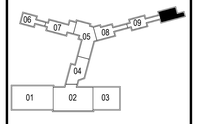

DATE	05/23/25
ISSUED FOR:	100% DESIGN
PROJECT NO.	63281
ISSUED BY	HNTB
DRAWN BY	KKB
CHECKED BY	JCK
APPROVED BY	MRH

REV	DATE	DESCRIPTION

SHEET TITLE & NUMBER

EXISTING TERMINAL LEVEL 2 AREA 10

TA1-B01-210

Copyright HNTB Corporation 2025



BUILDING 1 - EXISTING TERMINAL LEVEL 4 AREA 02 SNOW DESK | A4

1/8" = 1'-0"

BUILDING 1 - EXISTING TERMINAL LEVEL 3 AREA 02 EOC | A1

1/8" = 1'-0"

GENERAL NOTES:

1. NO WORK ON THIS SHEET. FOR REFERENCE ONLY.

N

8' 4' 0 8'

SCALE:1/8"=1'-0"

HNTB

HNTB Corporation

715 Kirk Drive
Kansas City, Missouri 64105
(816) 472-1201

Burns

10733 Sunset Office Dr, Suite 215
St. Louis, MO 63127
(800) 803-1386

NOT FOR CONSTRUCTION

OWNER/DEVELOPER:

LIFT DSM

DSM INTERNATIONAL AIRPORT

DES MOINES INTERNATIONAL AIRPORT
DSM PA AND EVIDS SYSTEM REPLACEMENT
CONTRACT ID: 2025-01-10

KEY PLAN

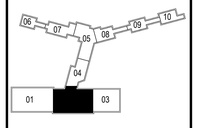

DATE	05/23/25
ISSUED FOR:	100% DESIGN
PROJECT NO.	63281
ISSUED BY	HNTB
DRAWN BY	KKB
CHECKED BY	JCK
APPROVED BY	MRH

REV	DATE	DESCRIPTION

SHEET TITLE & NUMBER

EXISTING TERMINAL LEVELS 3 & 4 AREA 02

TA1-B01-302

Copyright HNTB Corporation 2025

BUILDING 61 - NORTH IDF BUILDING | A1

A1/TS0-100

KEYED NOTES: (X)

1. APPROXIMATE LOCATION OF AIRPORT'S SECONDARY VIRTUALIZED SERVERS.
2. SECONDARY/LIFELINE PA CONTROLLER TO BE RACK MOUNTED. COORDINATE LOCATION AND NETWORK CONNECTION WITH THE DSM IT DEPARTMENT.

N

4' 2' 0 4'

SCALE: 1/4"= 1'-0"

HNTB

HNTB Corporation

715 Kirk Drive
Kansas City, Missouri 64105
(816) 472-1201

Burns

10733 Sunset Office Dr, Suite 215
St. Louis, MO 63127
(800) 803-1386

NOT FOR CONSTRUCTION

OWNER/DEVELOPER:

LIFT DSM

DSM INTERNATIONAL AIRPORT

DES MOINES INTERNATIONAL AIRPORT
DSM PA AND EVIDS SYSTEM REPLACEMENT
CONTRACT ID: 2025-01-10

KEY PLAN

DATE	05/23/25
ISSUED FOR:	100% DESIGN
PROJECT NO.	63281
ISSUED BY	HNTB
DRAWN BY	KKB
CHECKED BY	JCK
APPROVED BY	MRH

REV	DATE	DESCRIPTION

SHEET TITLE & NUMBER

BUILDING 61 NORTH IDF BUILDING

TA1-B61-101

Copyright HNTB Corporation 2025

KEYED NOTES: X

1. FIELD VERIFY EXACT LOCATION AND MOUNTING TYPE OF EXISTING MICROPHONE TO BE REPLACED.

BUILDING 70 - BACKUP OPS/ARFF BUILDING | A1

A1/TA0-100

N

8' 4' 0 8'

SCALE:1/8"=1'-0"

HNTB

HNTB Corporation
715 Kirk Drive
Kansas City, Missouri 64105
(816) 472-1201

Burns
10733 Sunset Office Dr, Suite 215
St. Louis, MO 63127
(800) 803-1386

NOT FOR CONSTRUCTION

OWNER/DEVELOPER:

LIFT DSM

DSM INTERNATIONAL AIRPORT

DES MOINES INTERNATIONAL AIRPORT
DSM PA AND EVIDS SYSTEM REPLACEMENT
CONTRACT ID: 2025-01-10

KEY PLAN

DATE	05/23/25
ISSUED FOR:	100% DESIGN
PROJECT NO.	63281
ISSUED BY	HNTB
DRAWN BY	KKB
CHECKED BY	JCK
APPROVED BY	MRH

REV	DATE	DESCRIPTION

SHEET TITLE & NUMBER
BUILDING 70 BACKUP OPS-ARFF

TA1-B70-101

Copyright HNTB Corporation 2025

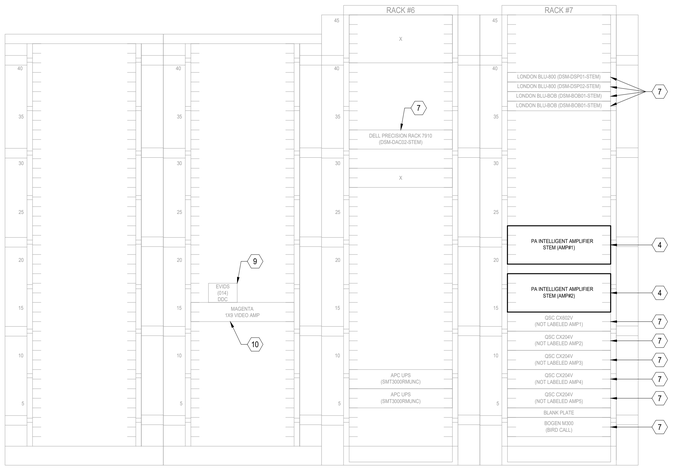

STEM IDF CABINET/RACK ELEVATIONS | **E4**

NTS

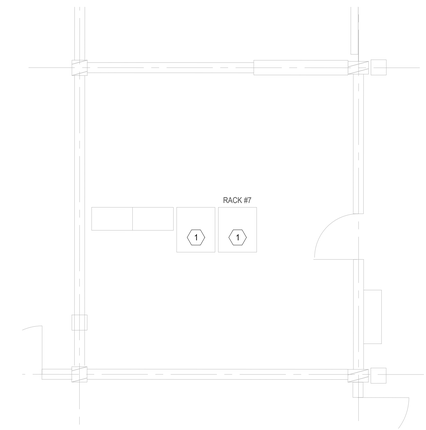

BUILDING 1 - LEVEL 1 AREA 05 - STEM IDF ENLARGED PLAN | **E1**

1/4" = 1'-0" | A1 / TA1-B01-105

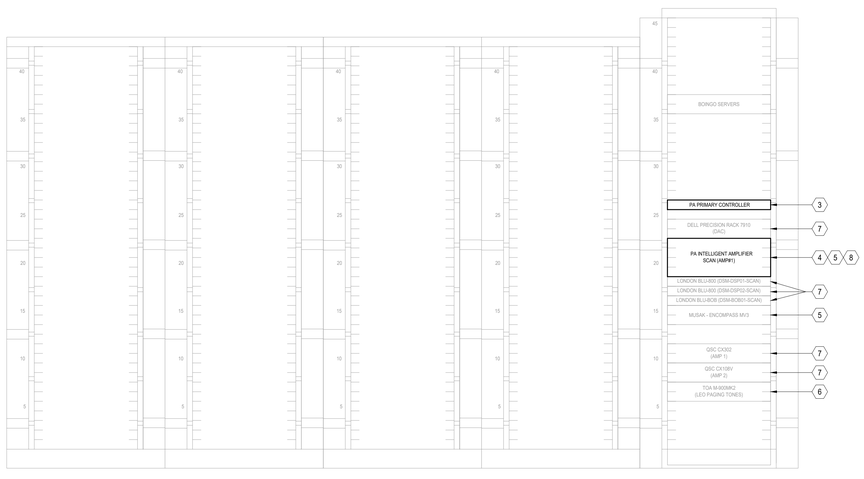

SCAN ROOM CABINET/RACK ELEVATIONS | **A4**

NTS

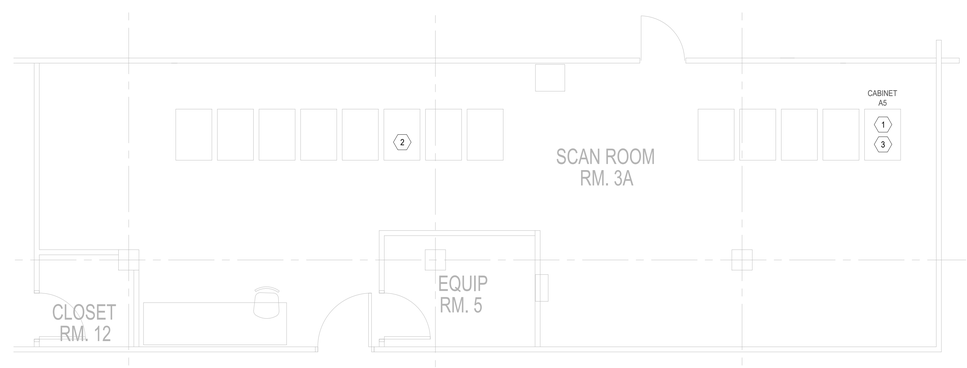

BUILDING 1 - BASEMENT AREA 02 - SCAN ROOM ENLARGED PLAN | **A1**

1/4" = 1'-0" | A1 / TA1-B01-401

GENERAL NOTES:

1. LIGHT LINE WEIGHT INDICATES EXISTING EQUIPMENT.
2. DARK LINE WEIGHT INDICATES NEW ITEM AND/OR EXISTING TO BE REPLACED.

KEYED NOTES: (X)

1. EXISTING 4-POST RACK HOUSING PA EQUIPMENT. REFER TO RACK ELEVATIONS FOR EXISTING COMPONENTS AND SCOPE OF WORK.
2. APPROXIMATE LOCATION OF AIRPORT'S PRIMARY VIRTUALIZED SERVERS.
3. PRIMARY PA CONTROLLER TO BE RACK MOUNTED. COORDINATE EXACT LOCATION AND NETWORK CONNECTION WITH THE DSM IT DEPARTMENT.
4. NEW INTELLIGENT PA AMPLIFIER. REFER TO SCHEDULE FOR AMP CARD CONFIGURATION AS WELL AS SPEAKER CIRCUIT CONNECTIONS.
5. EXISTING BACKGROUND MUSIC SOURCE TO BE REUSED AND CONNECTED TO THE NEW SYSTEM VIA THE INTELLIGENT AMPLIFIER.
6. EXISTING TONE GENERATOR NO LONGER UTILIZED. REMOVE EXISTING EQUIPMENT/CONNECTIONS AND TURN OVER TO THE AIRPORT.
7. EXISTING PA EQUIPMENT THAT WILL NO LONGER BE NEEDED AFTER NEW PA SYSTEM IS OPERATIONAL. REMOVE EQUIPMENT/CONNECTIONS AND TURN OVER TO THE AIRPORT. COORDINATE LOCATION OF STORAGE ROOM WITH THE AIRPORT PRIOR TO DEMO.
8. EXISTING FIRE ALARM INTERFACE TO BE CONNECTED TO THE NEW SYSTEM VIA THE INTELLIGENT AMPLIFIER.
9. EXISTING DDC (EVIDS ITEM 014) FOR DISPLAYING CONTENT TO THE (3) TSA CHECKPOINT DISPLAYS. UPDATE DDC OR REPLACE AS NEEDED.
10. EXISTING MAGENTA MULTI-VIEW 9D (1X9 CAT5/UTP DISTRIBUTION AMP) TO BE RE-UTILIZED TO FEED THE TSA CHECKPOINT DISPLAYS.

N

4' 2' 0 4'

SCALE: 1/4"= 1'-0"

HNTB

HNTB Corporation

715 Kirk Drive
Kansas City, Missouri 64105
(816) 472-1201

Burns

10733 Sunset Office Dr, Suite 215
St. Louis, MO 63127
(800) 803-1386

NOT FOR CONSTRUCTION

OWNER/DEVELOPER:

LIFT DSM

DSM INTERNATIONAL AIRPORT

DES MOINES INTERNATIONAL AIRPORT

DSM PA AND EVIDS SYSTEM REPLACEMENT

CONTRACT ID: 2025-01-10

KEY PLAN

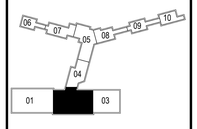

DATE	05/23/25
ISSUED FOR:	100% DESIGN
PROJECT NO.	63281
ISSUED BY	HNTB
DRAWN BY	KKB
CHECKED BY	JCK
APPROVED BY	MRH

REV	DATE	DESCRIPTION

SHEET TITLE & NUMBER

EXISTING TERMINAL ENLARGED PLANS

TA4-B01-001

Copyright HNTB Corporation 2025

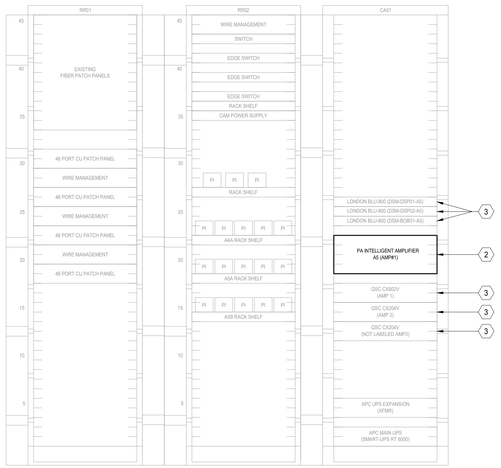

A5 IDF CABINET/RACK ELEVATIONS **E4**

NTS

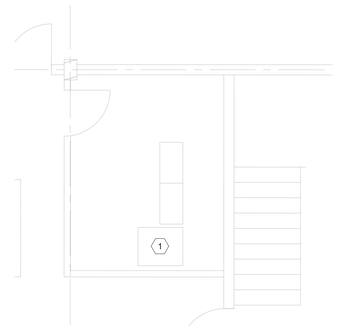

BUILDING 1 - LEVEL 1 AREA 06 - A5 IDF ENLARGED PLAN **E1**

1/4" = 1'-0" A1 / TA1-B01-106

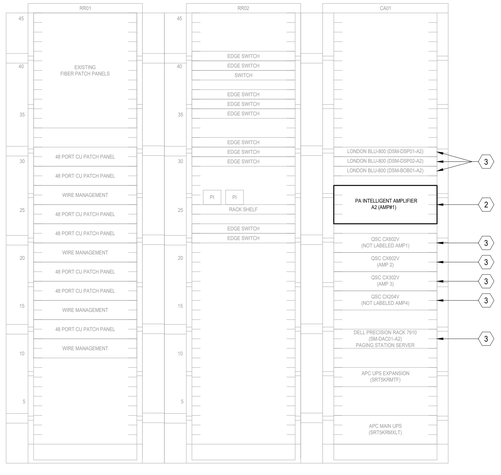

A1/A2 IDF CABINET/RACK ELEVATIONS **A4**

NTS

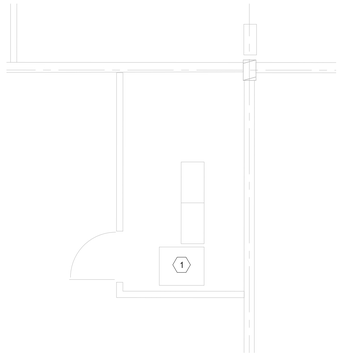

BUILDING 1 - LEVEL 1 AREA 07 - A1/A2 IDF ENLARGED PLAN **A1**

1/4" = 1'-0" A1 / TA1-B01-107

GENERAL NOTES:

1. LIGHT LINE WEIGHT INDICATES EXISTING EQUIPMENT.
2. DARK LINE WEIGHT INDICATES NEW ITEM AND/OR EXISTING TO BE REPLACED.

KEYED NOTES: (X)

1. EXISTING 4-POST RACK HOUSING PA EQUIPMENT. REFER TO RACK ELEVATIONS FOR EXISTING COMPONENTS AND SCOPE OF WORK.
2. NEW INTELLIGENT PA AMPLIFIER. REFER TO SCHEDULE FOR AMP CARD CONFIGURATION AS WELL AS SPEAKER CIRCUIT CONNECTIONS.
3. EXISTING PA EQUIPMENT THAT WILL NO LONGER BE NEEDED AFTER NEW PA SYSTEM IS OPERATIONAL. REMOVE EQUIPMENT/CONNECTIONS AND TURN OVER TO THE AIRPORT. COORDINATE LOCATION OF STORAGE ROOM WITH THE AIRPORT PRIOR TO DEMO.

N

4' 2' 0 4'

SCALE: 1/4"= 1'-0"

HNTB

HNTB Corporation

715 Kirk Drive
Kansas City, Missouri 64105
(816) 472-1201

Burns

10733 Sunset Office Dr, Suite 215
St. Louis, MO 63127
(800) 803-1386

NOT FOR CONSTRUCTION

OWNER/DEVELOPER:

LIFT DSM

DSM INTERNATIONAL AIRPORT

DES MOINES INTERNATIONAL AIRPORT

DSM PA AND EVIDS SYSTEM REPLACEMENT

CONTRACT ID: 2025-01-10

KEY PLAN

DATE	05/23/25
ISSUED FOR:	100% DESIGN
PROJECT NO.	63281
ISSUED BY	HNTB
DRAWN BY	KKB
CHECKED BY	JCK
APPROVED BY	MRH

REV	DATE	DESCRIPTION

SHEET TITLE & NUMBER

EXISTING TERMINAL ENLARGED PLANS

TA4-B01-002

Copyright HNTB Corporation 2025

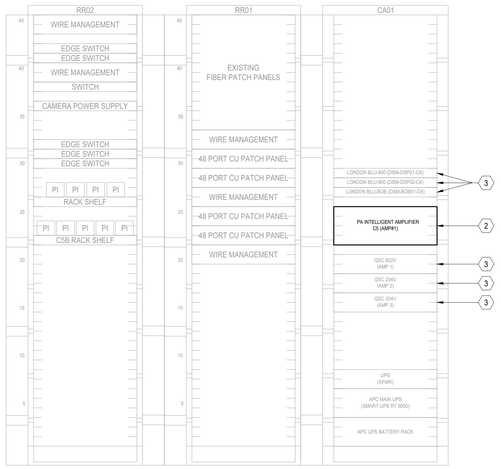

C5/C6 IDF CABINET/RACK ELEVATIONS **E4**

NTS

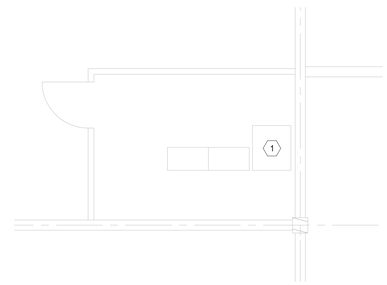

BUILDING 1 - LEVEL 1 AREA 10 - C5-C6 IDF ENLARGED PLAN **E1**

1/4" = 1'-0" A1 / TA1-B01-110

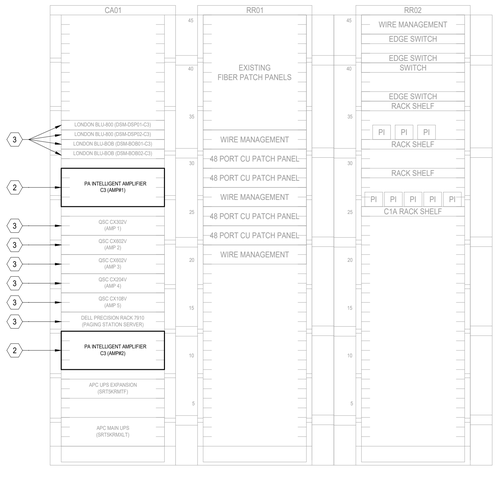

C3/C4 IDF CABINET/RACK ELEVATIONS **A4**

NTS

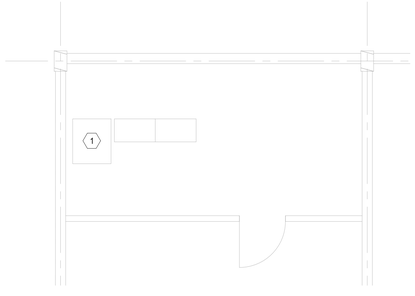

BUILDING 1 - LEVEL 1 AREA 09 - C3-C4 IDF ENLARGED PLAN **A1**

1/4" = 1'-0" A1 / TA1-B01-109

GENERAL NOTES:

1. LIGHT LINE WEIGHT INDICATES EXISTING EQUIPMENT.
2. DARK LINE WEIGHT INDICATES NEW ITEM AND/OR EXISTING TO BE REPLACED.

KEYED NOTES: (X)

1. EXISTING 4-POST RACK HOUSING PA EQUIPMENT. REFER TO RACK ELEVATIONS FOR EXISTING COMPONENTS AND SCOPE OF WORK.
2. NEW INTELLIGENT PA AMPLIFIER. REFER TO SCHEDULE FOR AMP CARD CONFIGURATION AS WELL AS SPEAKER CIRCUIT CONNECTIONS.
3. EXISTING PA EQUIPMENT THAT WILL NO LONGER BE NEEDED AFTER NEW PA SYSTEM IS OPERATIONAL. REMOVE EQUIPMENT/CONNECTIONS AND TURN OVER TO THE AIRPORT. COORDINATE LOCATION OF STORAGE ROOM WITH THE AIRPORT PRIOR TO DEMO.

N

4' 2' 0 4'

SCALE: 1/4"= 1'-0"

HNTB

HNTB Corporation

715 Kirk Drive
Kansas City, Missouri 64105
(816) 472-1201

Burns

10733 Sunset Office Dr, Suite 215
St. Louis, MO 63127
(800) 803-1386

NOT FOR CONSTRUCTION

OWNER/DEVELOPER:

LIFT DSM

DSM INTERNATIONAL AIRPORT

DES MOINES INTERNATIONAL AIRPORT
DSM PA AND EVIDS SYSTEM REPLACEMENT
CONTRACT ID: 2025-01-10

KEY PLAN

DATE	05/23/25
ISSUED FOR:	100% DESIGN
PROJECT NO.	63281
ISSUED BY	HNTB
DRAWN BY	KKB
CHECKED BY	JCK
APPROVED BY	MRH

REV	DATE	DESCRIPTION

SHEET TITLE & NUMBER

EXISTING TERMINAL ENLARGED PLANS

TA4-B01-003

Copyright HNTB Corporation 2025

GENERAL NOTES:

1. LIGHT LINE WEIGHT INDICATES EXISTING EQUIPMENT.
2. DARK LINE WEIGHT INDICATES NEW ITEM AND/OR EXISTING TO BE REPLACED.

KEYED NOTES: (X)

1. EXISTING 4-POST RACK HOUSING PA EQUIPMENT. REFER TO RACK ELEVATIONS FOR EXISTING COMPONENTS AND SCOPE OF WORK.
2. NEW INTELLIGENT PA AMPLIFIER. REFER TO SCHEDULE FOR AMP CARD CONFIGURATION AS WELL AS SPEAKER CIRCUIT CONNECTIONS.
3. EXISTING PA EQUIPMENT THAT WILL NO LONGER BE NEEDED AFTER NEW PA SYSTEM IS OPERATIONAL. REMOVE EQUIPMENT/CONNECTIONS AND TURN OVER TO THE AIRPORT. COORDINATE LOCATION OF STORAGE ROOM WITH THE AIRPORT PRIOR TO DEMO.

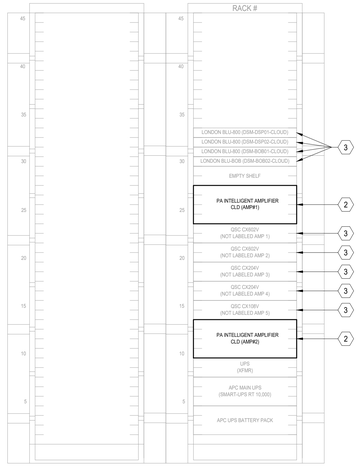

CLOUD RM IDF CABINET/RACK ELEVATIONS | A4

NTS

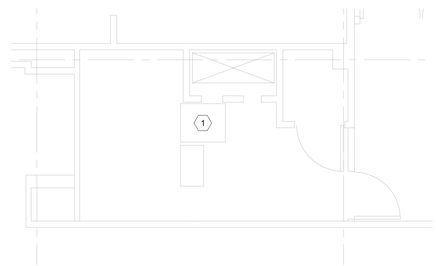

BUILDING 1 - LEVEL 2 AREA 02 - CLOUD RM IDF ENLARGED PLAN | A1

1/4" = 1'-0" | A1 / TA1-B01-202

N

4' 2' 0 4'

SCALE:1/4"= 1'-0"

HNTB

HNTB Corporation

715 Kirk Drive
Kansas City, Missouri 64105
(816) 472-1201

Burns

10733 Sunset Office Dr, Suite 215
St. Louis, MO 63127
(800) 803-1386

NOT FOR CONSTRUCTION

OWNER/DEVELOPER:

LIFT DSM

DSM INTERNATIONAL AIRPORT

DES MOINES INTERNATIONAL AIRPORT

DSM PA AND EVIDS SYSTEM REPLACEMENT

CONTRACT ID: 2025-01-10

KEY PLAN

DATE	05/23/25
ISSUED FOR:	100% DESIGN
PROJECT NO.	63281
ISSUED BY	HNTB
DRAWN BY	KKB
CHECKED BY	JCK
APPROVED BY	MRH

REV	DATE	DESCRIPTION

SHEET TITLE & NUMBER

EXISTING TERMINAL ENLARGED PLANS

TA4-B01-004

Copyright HNTB Corporation 2025

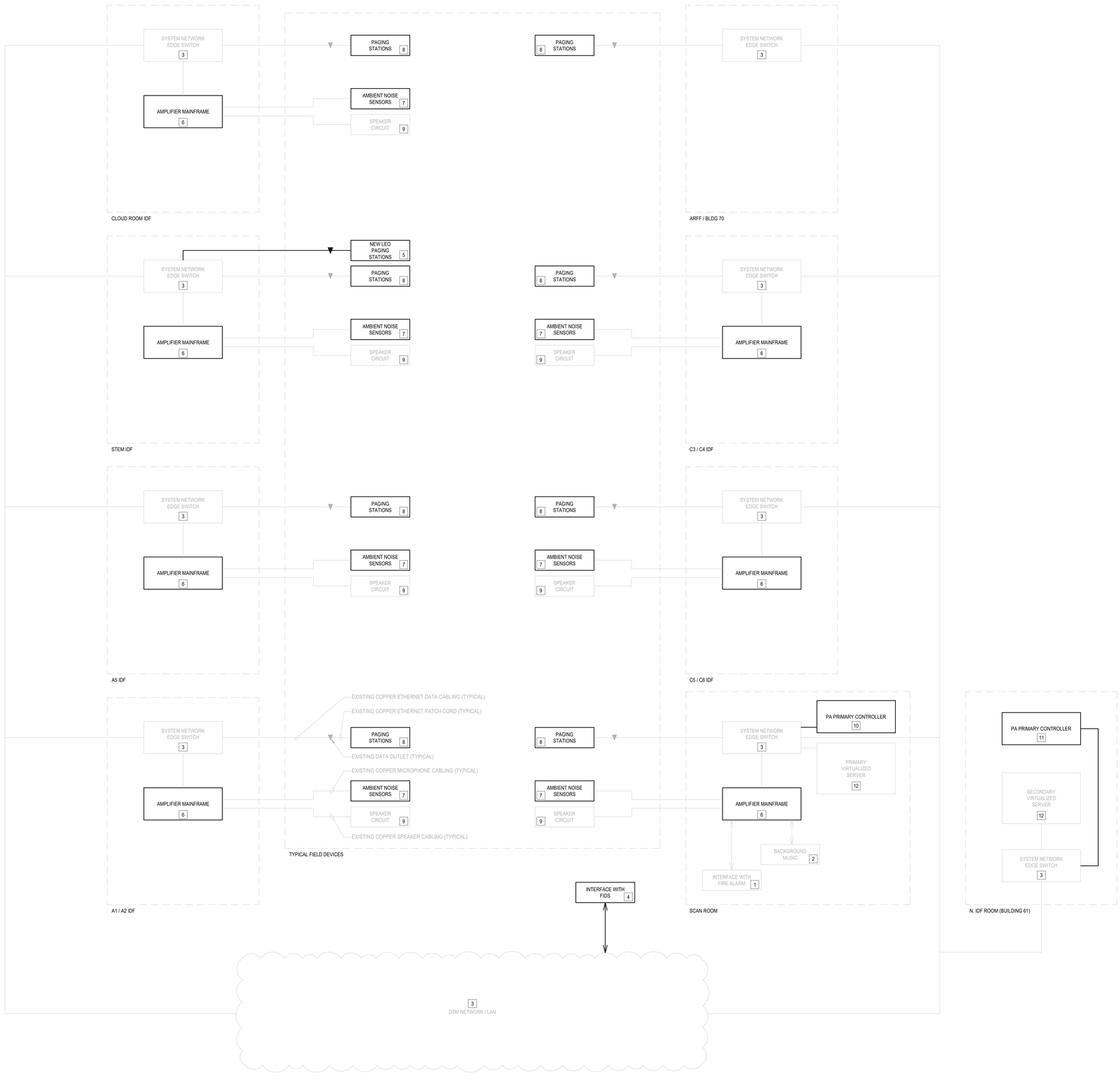

GENERAL NOTES:

1. THIS DRAWING IS DIAGRAMMATIC IN NATURE AND DEPICTS THE GENERAL ARCHITECTURE, ARRANGEMENT, AND CONNECTIVITY OF DEVICES. REFER TO FLOOR PLANS AND SCHEDULES FOR EXACT QUANTITIES AND APPROXIMATE PHYSICAL LOCATIONS OF DEVICES.
2. LIGHT LINE WEIGHT INDICATES EXISTING EQUIPMENT.
3. DARK LINE WEIGHT INDICATES NEW ITEM AND/OR EXISTING TO BE REPLACED.
4. REFER TO SPECIFICATIONS FOR ADDITIONAL SYSTEM INFORMATION AND PROJECT REQUIREMENTS.
5. BASE BID (BASIS OF DESIGN) IS ATLAS IED GLOBALCOM ENTERPRISE SOLUTION. EQUAL AND ALTERNATE SOLUTIONS SHALL BE PRE-APPROVED WITH THE AIRPORT PRIOR TO BIDDING.

KEYED NOTES: X

1. RECONNECT EXISTING FIRE ALARM DRY CONTACT INTERFACE. ADD ADDITIONAL RELAY AS NEEDED DURING PHASED REPLACEMENT SO THAT BOTH SYSTEMS ARE MUTED DURING FIRE ALARM CONDITIONS.
2. CONTRACTOR TO UTILIZE AND RECONNECT THE AIRPORT'S EXISTING MUSAK BACKGROUND MUSIC SOURCE/APPLIANCE. DURING THE PHASED REPLACEMENT, PROVIDE AN AUDIO SPLITTERS SO THAT BOTH SYSTEM HAVE A MUSIC SOURCE.
3. AIRPORT'S EXISTING LAN SHALL BE UTILIZED FOR THE NEW PA SYSTEM. COORDINATE ALL NETWORK CONFIGURATION AND PROVISIONS WITH THE DSM IT DEPARTMENT.
4. AN INTERFACE WITH THE NEW FIDS SYSTEM SHALL BE PROVIDED BY THIS PROJECT. REFER TO SPECIFIATION FOR FUNCTIONAL REQUIREMENTS.
5. PROVIDE A NEW PAGING STATION AT THE LEO POSITION COORDINATE WITH THE AIRPORT ON EXISTING DATA OUTLET PROVISION.
6. PROVIDE NEW INTELLIGENT AMPLIFIERS THAT WILL REPLACE ALL CURRENT AMPLIFIERS AND LONDON BLU CONTROLLERS/PROCESSORS. RECONNECT EXISTING PAGING SPEAKER ZONE. RECONNECT AMBIENT SENSORS - AFTER REPLACEMENT.
7. REPLACE EXISTING AMBIENT MICROPHONES WITH NEW AMBIENT SENSOR COMPATIBLE WITH THE BASIS OF DESIGN ATLAS IED SOLUTION AND CONNECT TO INTELLIGENT AMPLIFIERS. IF THE CURRENT AMBIENT MICROPHONE ARE COMPATIBLE ON AN EQUIVALENT AND PRE-APPROVED ALTERNATE SYSTEM THEN THEY CAN BE REUSED.
8. REPLACE EXISTING PAGING STATIONS AND RECONNECT TO THE NEW SYSTEM UTILIZING THE EXISTING DATA OUTLETS.
9. UTILIZE ALL EXISTING SPEAKERS CIRCUITS AND SPEAKERS. RECONNECT EXISTING ONTO THE NEW INTELLIGENT AMPLIFIERS.
10. PRIMARY CONTROLLER TO BE RACK MOUNTED IN THE SCAN ROOM. UNIT PROVIDES THE MAIN SYSTEM SOFTWARE, DANTE SUPPORT, TEXT TO SPEECH FUNCTIONALITY, AND CONFIGURATION FOR THE SYSTEM.
11. SECONDARY/LIFELINE CONTROLLER TO BE RACK MOUNTED IN THE N. IDF.
12. PA DATABASE SERVER/SOFTWARE SHALL BE HOSTED ON THE AIRPORT'S PROVIDED VIRTUALIZED SERVER ENVIRONMENT. DATABASE TO PROVIDE THE WEB BROWSER INTERFACE AND INTERFACES WITH THE OTHER SYSTEMS. PRIMARY SHALL BE LOCATED IN THE SCAN ROOM WITH THE SECONDARY IN THE N. IDF ROOM.

PA BLOCK DIAGRAM | A1

NO SCALE

HNTB

HNTB Corporation
715 Kirk Drive
Kansas City, Missouri 64105
(816) 472-1201

Burns
10733 Sunset Office Dr, Suite 215
St. Louis, MO 63127
(800) 803-1386

NOT FOR CONSTRUCTION

OWNER/DEVELOPER:

LIFT DSM

DSM INTERNATIONAL AIRPORT

DES MOINES INTERNATIONAL AIRPORT
DSM PA AND EVIDS SYSTEM REPLACEMENT
CONTRACT ID: 2025-01-10

KEY PLAN

DATE	05/23/25
ISSUED FOR:	100% DESIGN
PROJECT NO.	63281
ISSUED BY	HNTB
DRAWN BY	KKB
CHECKED BY	JCK
APPROVED BY	MRH

REV	DATE	DESCRIPTION

SHEET TITLE & NUMBER
PA BLOCK DIAGRAM

TA6-001

Copyright HNTB Corporation 2025

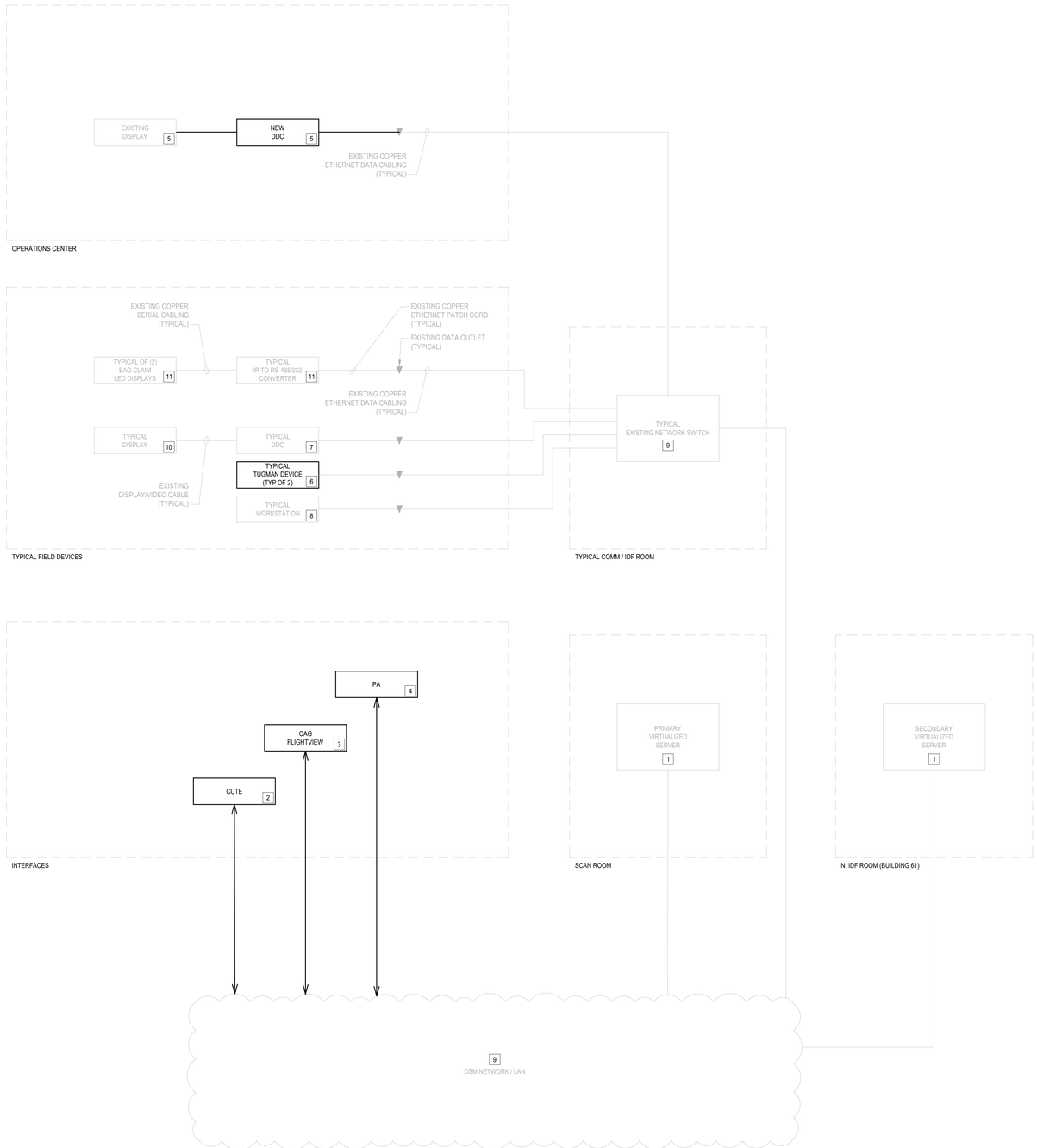

GENERAL NOTES:

1. THIS DRAWING IS DIAGRAMMATIC IN NATURE AND DEPICTS THE GENERAL ARCHITECTURE, ARRANGEMENT, AND CONNECTIVITY OF DEVICES. REFER TO FLOOR PLANS AND SCHEDULES FOR EXACT QUANTITIES AND APPROXIMATE PHYSICAL LOCATIONS OF DEVICES.
2. LIGHT LINE WEIGHT INDICATES EXISTING EQUIPMENT.
3. DARK LINE WEIGHT INDICATES NEW ITEM AND/OR EXISTING TO BE REPLACED.
4. REFER TO SPECIFICATIONS FOR ADDITIONAL SYSTEM INFORMATION AND PROJECT REQUIREMENTS.
5. BASE BID (BASIS OF DESIGN) IS AN ON-PREMISES SOLUTION. ALTERNATE #1 IS AN EQUIVALENT CLOUD BASED SOLUTION WITH THE SAME FEATURES. ALTERNATE #2 IS AN OPTIONAL ADD-ON CONTENT MANAGEMENT TO REPLACE THE AIRPORT'S CURRENT SCREENCLOUD GENERAL DISPLAY SYSTEM. REFER TO SPECIFICATIONS.

KEYED NOTES: X

1. BASE BID SHALL BE AN ON-PREM SOLUTION TO REPLACE THE EXISITNG FIDS SYSTEM. THESE ARE THE CURRENT LOCATIONS OF THE AIRPORTS PRIMARY AND REDUNDANT LOCATIONS. NEW HEADEND SOFTWARE TO BE INSTALLED ON THE AIRPORT PROVIDED VM WARE VIRTUALIZED ENVIRONMENT. AS AN ALTERNATE, THE CONTRACTOR CAN SUBMIT A CLOUD BASED EQUIVALENT SYSTEM WITH THE SAME FUNCTIONS AND INTERFACES.
2. NEW SYSTEM SHALL ALSO INTERFACE WITH THE EXISTING CUTE/COMMON USE SYSTEM. REFER TO SPECIFICATIONS FOR FUNCTIONAL REQUIREMENTS.
3. A NEW OAG FLIGHTVIEW INTERFACE SHALL BE PROVIDED BY THIS PROJECT.
4. AN INTERFACE WITH THE NEW PA SYSTEM SHALL BE PROVIDED BY THIS PROJECT. REFER TO SPECIFICATION FOR FUNCTIONAL REQUIREMENTS.
5. CONTRACTOR TO PROVIDE A NEW DDC AND CONNECT TO ONE OF THE EXISTING DISPLAYS IN THE OPERATIONS CENTER. COORDINATE WITH THE AIRPORT REGARDING EXISTING DATA OUTLET AND DISPLAY TO UTILIZE.
6. REPLACE EXISTING IP TUGMAN INPUT STATION WITH TOUCHSCREEN DISPLAY THAT IS COMPATIBLE WITH THE PROPOSED SYSTEM.
7. EXISTING DDC (SMALL FORM FACTOR PC) TO BE REUTILIZED WHERE POSSIBLE. INSTALL NEW SOFTWARE AS REQUIRED TO FEED THE EXISTING DISPLAYS.
8. EXISTING AIRPORT LAN CONNECTED WORKSTATIONS TO BE REUTILIZED FOR WEB BASED ACCESS TO THE SYSTEM.
9. AIRPORT'S EXISTING LAN SHALL BE UTILIZED FOR THE NEW EVIDS/FIDS SYSTEM. COORDINATE ALL NETWORK CONFIGURATION AND PROVISIONS WITH THE DSM IT DEPARTMENT.
10. AIRPORT'S EXISTING LED/LCD DISPLAYS SHALL BE RECONNECTED TO THE NEW SYSTEM. A DEDICATED DDC PER DISPLAY IS THE CURRENT ARCHITECTURE TO BE REPLICATED IN THE NEW SYSTEM.
11. CURRENT SYSTEM USES AN ETHERNET TO SERIAL CONVERTOR TO DRIVE THE BAG CLAIM LED DISPLAYS. RECONNECT AND/OR REPLACE CONVERTOR AND/OR LED SIGN AS NEEDED TO DUPLICATE THE FUNCTIONALITY AND CONTENT ON THE NEW SYSTEM.

FIDS BLOCK DIAGRAM | A1

NO SCALE

HNTB

HNTB Corporation
715 Kirk Drive
Kansas City, Missouri 64105
(816) 472-1201

Burns
10733 Sunset Office Dr, Suite 215
St. Louis, MO 63127
(800) 803-1386

NOT FOR CONSTRUCTION

OWNER/DEVELOPER:

LIFT DSM

DSM INTERNATIONAL AIRPORT

DES MOINES INTERNATIONAL AIRPORT
DSM PA AND EVIDS SYSTEM REPLACEMENT
CONTRACT ID: 2025-01-10

KEY PLAN

DATE	05/23/25
ISSUED FOR:	100% DESIGN
PROJECT NO.	63281
ISSUED BY	HNTB
DRAWN BY	KKB
CHECKED BY	JCK
APPROVED BY	MRH

REV	DATE	DESCRIPTION

SHEET TITLE & NUMBER

FIDS BLOCK DIAGRAM

TA6-002

Copyright HNTB Corporation 2025

EXISTING PA ZONE SCHEDULE

IDF FED FROM LOCATION	PA ZONE #	SPEAKER TYPE	LOCATION / DESCRIPTION	LEVEL	AREA
A5	1	S4	GATE A3 HOLDROOM	2	06
A5	2	S4	GATE A4 HOLDROOM	2	06
A5	3-1	S6	CONCOURSE A - BETWEEN A3 & A4	2	06
A5	3-2	S6	CONCOURSE A - BETWEEN A3 & A4	2	06 & 07
A5	3A	S4	CONCOURSE A RESTROOMS	2	07
A5	5	S2	GATE A5 HOLDROOM	1	06
A2	6	S4	GATE A1 HOLDROOM	2	07
A2	7	S4	GATE A2 HOLDROOM	2	07
STEM	9	S4	POST SECURITY CIRCULATION	2	05
STEM	11	EXISTING	CONCOURSE FOOD	2	05 & 08
C3	12	S4	GATE C1 HOLDROOM	2	08
C3	13	S4	GATE C2 HOLDROOM	2	08
C3	15	S4	GATE C3 HOLDROOM	2	09
C3	16	S4	GATE C4 HOLDROOM	2	09
C5	18	S4	GATE C5 HOLDROOM	2	10
C5	20	S4	GATE C7 HOLDROOM	2	10
STEM	21-1	EXISTING	SCREENING CIRCULATION	2	05
STEM	21-2	EXISTING	SCREENING CIRCULATION	2	05
STEM	21-3	EXISTING	SCREENING CIRCULATION	2	05
STEM	21-4	EXISTING	SCREENING CIRCULATION	2	05
STEM	21-5	EXISTING	SCREENING CIRCULATION	2	05
STEM	22-1	EXISTING	UPPER PRE SCREENING CIRCULATION	2	04
STEM	22-2	EXISTING	UPPER PRE SCREENING CIRCULATION	2	04
STEM	22-3	EXISTING	UPPER PRE SCREENING CIRCULATION	2	04
STEM	22-4	EXISTING	UPPER PRE SCREENING CIRCULATION	2	04
STEM	22-5	EXISTING	UPPER PRE SCREENING CIRCULATION	2	04
STEM	22-6	EXISTING	UPPER PRE SCREENING CIRCULATION	2	04
STEM	23-1	EXISTING	LOWER PRE SCREENING CIRCULATION	1	04
STEM	23-2	EXISTING	LOWER PRE SCREENING CIRCULATION	1	04
CLD	24	S4	LANDSIDE BAR AND GIFT SHOP	1	02
SCAN	28	EXISTING	ATO AREA IN BACK OF TICKETING	1	02 & 03
A2	8-1	S6	CONCOURSE A - BETWEEN A1 & A2	2	07
A2	8-2	S6	CONCOURSE A - BETWEEN A1 & A2	2	05 & 07
A2	10A	S5	CONCOURSE FOOD WEST	2	07
A2	10B-1	S5	CONCOURSE FOOD EAST	2	05
A2	10B-2	S5	CONCOURSE FOOD EAST	2	05
C3	14-1	S6	CONCOURSE C - BETWEEN C3 & C4	2	09
C3	14-2	S6	CONCOURSE C - BETWEEN C3 & C4	2	09
C3	14-3	S6	CONCOURSE C - BETWEEN C1 & C2	2	08
C3	14-4	S6	CONCOURSE C - BETWEEN C1 & C2	2	08
C3	14A	S4	CONCOURSE C - RESTROOMS	2	09
C5	17-1	S6	CONCOURSE C - BETWEEN C5 THRU C7	2	10
C5	17-2	S6	CONCOURSE C - BETWEEN C5 THRU C7	2	09 & 10
C5	19-1	S4	GATE C6 HOLDROOM	2	10
C5	19-2	S4	GATE C6 HOLDROOM	2	10
CLD	25A	S4	LANDSIDE RESTRAURANT AND BAR	1	02
CLD	25B	S4	LANDSIDE RESTRAURANT AND BAR	1	02
CLD	26-1	S4	MAIN CIRCULATION	1	02
CLD	26-2	S4	MAIN CIRCULATION	1	02
CLD	26-3	S4	MAIN CIRCULATION	1	02
CLD	26-4	S4	MAIN CIRCULATION	1	02
CLD	26-5	S4	MAIN CIRCULATION	1	02
CLD	26A	S4	TICKETING RESTROOMS	1	02
CLD	27A	S2	TSA BAG SCREENING	1	01
CLD	27B	S2	BAG CLAIM EAST	1	01
CLD	27C	S2	BAG CLAIM WEST	1	01
CLD	27D-1	S4	BAG CLAIM CIRCULATION	1	01
CLD	27D-2	S3	BAG CLAIM CIRCULATION	1	01
CLD	27D-3	S3	BAG CLAIM CIRCULATION	1	01
CLD	27D-4	S3	BAG CLAIM CIRCULATION	1	01
CLD	27E	S4	BAG CLAIM RESTROOMS	1	01
SCAN	29A-1	S4	TICKETING	1	01
SCAN	29A-2	S4	TICKETING	1	02 & 03
SCAN	29A-3	S4	TICKETING	1	02
SCAN	29B	S4	TICKEING WEST VESTIBULE	1	02
SCAN	29C	S4	TICKEING VIDEO WALL AREA	1	02 & 03
SCAN	34-1	S1	CURBSIDE	1	03
SCAN	34-2	S1	CURBSIDE	1	03
SCAN	34-2	S1	CURBSIDE	1	02 & 03
SCAN	34-3	S1	CURBSIDE	1	02
SCAN	34-4	S1	CURBSIDE	1	01
SCAN	34-5	S1	CURBSIDE	1	01
SCAN	34-6	S1	SHUTTLE CANOPY	1	01

EXISTING PA AMPLIFIER SCHEDULE

IDF ROOM	AMPLIFIER	CHANNEL/WATTS	CH 1 TAG	CH 2 TAG	CH 3 TAG	CH 4 TAG	CH 5 TAG	CH 5 TAG	CH 7 TAG	CH 8 TAG
A2	QSC CX802V (AMP1)	2 - 600W	10A	10B-1 & 10B-2	X	X	X	X	X	X
A2	QSC CX802V (AMP2)	2 - 600W	8-1	8-1	X	X	X	X	X	X
A2	QSC CX302V (AMP3)	2 - 300W	6	7	X	X	X	X	X	X
A2	QSC CX204V (AMP4)	4 - 300W	NOT USED	NOT USED	6TV	7TV	X	X	X	X
A5	QSC CX802V (AMP1)	2 - 600W	3-1	3-2	X	X	X	X	X	X
A5	QSC CX204V (AMP2)	4 - 300W	1	2	5	3-A	X	X	X	X
A5	QSC CX204V (AMP3)	4 - 300W	1TV	2TV	NOT USED	NOT USED	X	X	X	X
C3	QSC CX302V (AMP1)	2 - 300W	NOT USED	14A	X	X	X	X	X	X
C3	QSC CX802V (AMP2)	2 - 600W	14-3	14-4	X	X	X	X	X	X
C3	QSC CX802V (AMP3)	2 - 600W	14-1	14-2	X	X	X	X	X	X
C3	QSC CX204V (AMP4)	4 - 300W	15	16	12	13	X	X	X	X
C3	QSC CX108V (AMP5)	8 - 100W	12TV	13TV	15TV	16TV	NOT USED	NOT USED	NOT USED	NOT USED
C5	QSC CX802V (AMP1)	2 - 600W	17-1	17-2	X	X	X	X	X	X
C5	QSC CX204V (AMP2)	4 - 300W	18	19-1	19-2	20	X	X	X	X
C5	QSC CX204V (AMP3)	4 - 300W	18TV	19TV	20A	20TV	X	X	X	X
SCAN [1]	QSC CX302V (AMP1)	2 - 300W	1	2	X	X	X	X	X	X
SCAN [1]	QSC CX108V (AMP2)	8 - 100W	3	NOT USED	4	5	6	7	8	9
STEM	QSC CX802V (AMP1)	2 - 600W	5-1	5-2	X	X	X	X	X	X
STEM	QSC CX204V (AMP2)	4 - 300W	7	1111 TESTED	1-3	2-1	X	X	X	X
STEM	QSC CX204V (AMP3)	4 - 300W	2-2	10	11	3-1	X	X	X	X
STEM	QSC CX204V (AMP4)	4 - 300W	12	COUNLD NOT READ	4-2	4-3	X	X	X	X
STEM	QSC CX204V (AMP5)	4 - 300W	6	16	9-1	2ND FLR RST	X	X	X	X
STEM	BOGEN M300(BIRD CALL)	2-600W	TO A	TO C	X	X	X	X	X	X
CLOUD [2]	QSC CX802V (AMP1)	2 - 600W	27D	27D-2	X	X	X	X	X	X
CLOUD [2]	QSC CX802V (AMP2)	2 - 600W	27D-3	27D-4	X	X	X	X	X	X
CLOUD [2]	QSC CX204V (AMP3)	4 - 300W	26-1	26-2	26-3	26-4	X	X	X	X
CLOUD [2]	QSC CX204V (AMP4)	4 - 300W	26-5	SEAN OFFICE	27A	27C	X	X	X	X
CLOUD [2]	QSC CX108V (AMP5)	8 - 100W	24	25A	25B	26A	27B	27E-1	NOT USED	NOT USED

NEW PA INTELLIGENT AMPLIFIER SCHEDULE

IDF ROOM	AMPLIFIER MAINFRAME ID	AMP CARDS NEEDED	AMP CARD 1-1 (WATTS/CIRCUIT)	AMP CARD 1-2 (WATTS/CIRCUIT)	AMP CARD 2-1 (WATTS/CIRCUIT)	AMP CARD 2-2 (WATTS/CIRCUIT)	AMP CARD 3-1 (WATTS/CIRCUIT)	AMP CARD 3-2 (WATTS/CIRCUIT)	AMP CARD 4-1 (WATTS/CIRCUIT)	AMP CARD 4-2 (WATTS/CIRCUIT)	AMP CARD 5-1 (WATTS/CIRCUIT)	AMP CARD 5-2 (WATTS/CIRCUIT)	AMP CARD 6-1 (WATTS/CIRCUIT)	AMP CARD 6-2 (WATTS/CIRCUIT)	BACK UP AMP CARD DUAL AMP (WATTS)
A2	AMP#1	6	600W / 10A	600W / 10B-1	600W / 10B-2	600W / NOT USED	600W / 8-1	600W /8-1	300W / 6	300W / 7	300W / 6TV	300W / 7TV	BLANK	BLANK	DUAL 600W
A5	AMP#1	5	600W / 3-1	600W / 3-2	300W / 1	300W / 2	300W / 5	300W / 3-A	300W / 1TV	300W / 2TV	BLANK	BLANK	BLANK	BLANK	DUAL 600W
C3	AMP#1	6	300W / NOT USED	300W / 14A	600W / 14-3	600W / 14-4	600W / 14-1	600W / 14-2	300W / 15	300W / 16	300W / 12	300W / 13	BLANK	BLANK	DUAL 600W
C3	AMP#2	3	150W / 12TV	150W / 13TV	150W / 15TV	150W / 16TV	BLANK	BLANK	BLANK	BLANK	BLANK	BLANK	BLANK	BLANK	DUAL 150W
C5	AMP#1	6	600W / 17-1	600W / 17-2	300W / 18	300W / 19-1	300W / 19-2	300W / 20	300W / 18TV	300W / 19TV	300W / 20A	300W / 20TV	BLANK	BLANK	DUAL 600W
CLOUD [2]	AMP#1	7	600W / 27D	600W / 27D-2	600W / 27D-3	600W / 27D-4	300W / 26-1	300W / 26-2	300W / 26-3	300W / 26-4	300W / 26-5	300W / SEAN OFFICE	300W / 27A	300W / 27C	DUAL 600W
CLOUD [2]	AMP#2	4	150W / 24	150W / 25A	150W / 25B	150W / 26A	150W / 27B	150W / 27E-1	BLANK	BLANK	BLANK	BLANK	BLANK	BLANK	DUAL 150W
SCAN [1]	AMP#1	6	300W / 1	300W / 2	150W / 3	150W / NOT USED	150W / 4	150W / 5	150W / 6	150W / 7	150W / 8	150W / 9	BLANK	BLANK	DUAL 300W
STEM	AMP#1	7	600W / 5-1	600W / 5-2	300W / 7	300W / 1111 TESTED	300W / 1-3	300W / 2-1	300W / 2-2	300W / 10	300W / 11	300W / 3-1	600W / TO A	600W / TO C	DUAL 600W
STEM	AMP#2	5	300W / 12	300W / COULD NOT READ	300W / 4-2	300W / 4-3	300W / 6	300W / 16	300W / 9-1	300W / 2ND FLR RST	BLANK	BLANK	BLANK	BLANK	DUAL 300W

GENERAL NOTES:

1. REFER TO FLOOR PLANS FOR APPROXIMATE EXISTING PA ZONES.
2. REFER TO RACK ELEVATIONS FOR LOCATION OF ALL EXISTING EQUIPMENT AS WELL AS BASE BID AMPLIFIER REPLACEMENT LOCATIONS.
3. AIRPORT IS EXPECTING TO RENUMBER/RE-LABEL ALL GATES AND WILL PROVIDE A CROSS REFERENCE SHEET. THE CONTRACTOR TO COORDINATE ALL SOFTWARE ID PROGRAMMING AND PHYSICAL EQUIPMENT LABELING WITH THE AIRPORT.

HNTB

HNTB Corporation
715 Kirk Drive
Kansas City, Missouri 64105
(816) 472-1201

Burns
10733 Sunset Office Dr, Suite 215
St. Louis, MO 63127
(800) 803-1386

NOT FOR CONSTRUCTION

OWNER/DEVELOPER:

LIFT DSM

DSM INTERNATIONAL AIRPORT

DES MOINES INTERNATIONAL AIRPORT
DSM PA AND EVIDS SYSTEM REPLACEMENT
CONTRACT ID: 2025-01-10

KEY PLAN

DATE	05/23/25
ISSUED FOR:	100% DESIGN
PROJECT NO.	63281
ISSUED BY	HNTB
DRAWN BY	KKB
CHECKED BY	JCK
APPROVED BY	MRH

REV	DATE	DESCRIPTION

SHEET TITLE & NUMBER
PA SCHEDULES

TA7-001

Copyright HNTB Corporation 2025

EXISTING PA AMBIENT NOISE SENSOR SCHEDULE

IDF FED FROM LOCATION	PA ZONE	MIC NUMBER/TAG	LEVEL	AREA	NOTES / COMMENT
CLD	27A	M3	1	01	REPLACE EXISTING AS NEEDED
CLD	27B	M3	1	01	REPLACE EXISTING AS NEEDED
CLD	27C	M3	1	01	REPLACE EXISTING AS NEEDED
CLD	27D-2	M3-1	1	01	REPLACE EXISTING AS NEEDED
CLD	27D-2	M3-2	1	01	REPLACE EXISTING AS NEEDED
CLD	27D-3	M3-1	1	01	REPLACE EXISTING AS NEEDED
CLD	27D-3	M3-2	1	01	REPLACE EXISTING AS NEEDED
CLD	27D-4	M3-1	1	01	REPLACE EXISTING AS NEEDED
CLD	25A	M3-1	1	02	REPLACE EXISTING AS NEEDED
CLD	25A	M3-2	1	02	REPLACE EXISTING AS NEEDED
CLD	25B	M3	1	02	REPLACE EXISTING AS NEEDED
CLD	26-3	M3-1	1	02	REPLACE EXISTING AS NEEDED
CLD	26-3	M3-2	1	02	REPLACE EXISTING AS NEEDED
CLD	26-5	M3-1	1	02	REPLACE EXISTING AS NEEDED
CLD	26-5	M3-2	1	02	REPLACE EXISTING AS NEEDED
SCAN	29A-3	M3-1	1	02	REPLACE EXISTING AS NEEDED
SCAN	29A-3	M3-2	1	02	REPLACE EXISTING AS NEEDED
SCAN	29B	M3	1	02	REPLACE EXISTING AS NEEDED
SCAN	29A-1	M3-1	1	03	REPLACE EXISTING AS NEEDED
SCAN	29A-1	M3-2	1	03	REPLACE EXISTING AS NEEDED
SCAN	29A-2	M3-1	1	03	REPLACE EXISTING AS NEEDED
SCAN	29A-2	M3-2	1	03	REPLACE EXISTING AS NEEDED
SCAN	29C	M3	1	03	REPLACE EXISTING AS NEEDED
STEM	23	M3-1	1	04	REPLACE EXISTING AS NEEDED
A5	5	M3-1	1	06	REPLACE EXISTING AS NEEDED
A5	5	M3-2	1	06	REPLACE EXISTING AS NEEDED
A5	5	M3-3	1	06	REPLACE EXISTING AS NEEDED
A5	5	M3-4	1	06	REPLACE EXISTING AS NEEDED
STEM	22	M3-1	2	04	REPLACE EXISTING AS NEEDED
STEM	22	M3-2	2	04	REPLACE EXISTING AS NEEDED
A2	10B	M3-1	2	05	REPLACE EXISTING AS NEEDED
A2	10B	M3-2	2	05	REPLACE EXISTING AS NEEDED
STEM	21	M3-1	2	05	REPLACE EXISTING AS NEEDED
STEM	21	M3-2	2	05	REPLACE EXISTING AS NEEDED
A2	8-2	M3-3	2	05	REPLACE EXISTING AS NEEDED
STEM	9	M3	2	05	REPLACE EXISTING AS NEEDED
A5	1	M3-1	2	06	REPLACE EXISTING AS NEEDED
A5	1	M3-2	2	06	REPLACE EXISTING AS NEEDED
A5	2	M3-1	2	06	REPLACE EXISTING AS NEEDED
A5	2	M3-2	2	06	REPLACE EXISTING AS NEEDED
A5	3-1	M3-1	2	06	REPLACE EXISTING AS NEEDED
A5	3-1	M3-2	2	06	REPLACE EXISTING AS NEEDED
A5	3-2	M3-1	2	06	REPLACE EXISTING AS NEEDED
A2	10A	M3	2	07	REPLACE EXISTING AS NEEDED
A5	3-2	M3-2	2	07	REPLACE EXISTING AS NEEDED
A2	6	M3-1	2	07	REPLACE EXISTING AS NEEDED
A2	6	M3-2	2	07	REPLACE EXISTING AS NEEDED
A2	7	M3-1	2	07	REPLACE EXISTING AS NEEDED
A2	7	M3-2	2	07	REPLACE EXISTING AS NEEDED
A2	8-1	M3-2	2	07	REPLACE EXISTING AS NEEDED
A2	8-1	M3-1	2	07	REPLACE EXISTING AS NEEDED
A2	8-2	M3-1	2	07	REPLACE EXISTING AS NEEDED
A2	8-2	M3-2	2	07	REPLACE EXISTING AS NEEDED
C3	12	M3-1	2	08	REPLACE EXISTING AS NEEDED
C3	12	M3-2	2	08	REPLACE EXISTING AS NEEDED
C3	13	M3-1	2	08	REPLACE EXISTING AS NEEDED
C3	13	M3-2	2	08	REPLACE EXISTING AS NEEDED
C3	14-3	M3-1	2	08	REPLACE EXISTING AS NEEDED
C3	14-3	M3-2	2	08	REPLACE EXISTING AS NEEDED
C3	14-4	M3-1	2	08	REPLACE EXISTING AS NEEDED
C3	14-4	M3-2	2	08	REPLACE EXISTING AS NEEDED
C3	14-1	M3-1	2	09	REPLACE EXISTING AS NEEDED
C3	14-1	M3-2	2	09	REPLACE EXISTING AS NEEDED
C3	14-2	M3-1	2	09	REPLACE EXISTING AS NEEDED
C3	14-2	M3-2	2	09	REPLACE EXISTING AS NEEDED
C3	15	M3-1	2	09	REPLACE EXISTING AS NEEDED
C3	15	M3-2	2	09	REPLACE EXISTING AS NEEDED
C3	16	M3-1	2	09	REPLACE EXISTING AS NEEDED
C3	16	M3-2	2	09	REPLACE EXISTING AS NEEDED
C5	17-2	M3-2	2	09	REPLACE EXISTING AS NEEDED
C5	17-2	M3-3	2	09	REPLACE EXISTING AS NEEDED
C5	17-1	M3-1	2	10	REPLACE EXISTING AS NEEDED
C5	17-1	M3-2	2	10	REPLACE EXISTING AS NEEDED
C5	17-2	M3-1	2	10	REPLACE EXISTING AS NEEDED
C5	18	M3-1	2	10	REPLACE EXISTING AS NEEDED
C5	18	M3-2	2	10	REPLACE EXISTING AS NEEDED
C5	19-1	M3-1	2	10	REPLACE EXISTING AS NEEDED
C5	19-1	M3-2	2	10	REPLACE EXISTING AS NEEDED
C5	19-2	M3-1	2	10	REPLACE EXISTING AS NEEDED
C5	20	M3	2	10	REPLACE EXISTING AS NEEDED

EXISTING PA PAGING STATION SCHEDULE

IDF FED FROM LOCATION	LOCATED IN PA ZONE	PAGING STATION TYPE/TAG PER AS-BUILT	MOUNTING TYPE	STATION TYPE	LOCATION	LEVEL	AREA	NOTES / COMMENTS
CLD	27D -1	M2	W	TOUCH SCREEN	SOUTHWEST AREA	1	01	REPLACE EXISTING
CLD	27D	M2	W	TOUCH SCREEN	LOST BAG / DELTA AREA	1	01	REPLACE EXISTING
SCAN	29A-3	M2-1	D	TOUCH SCREEN	TICKETING WEST #1	1	02	REPLACE EXISTING
SCAN	29A-3	M2-2	D	TOUCH SCREEN	TICKETING WEST #2	1	02	REPLACE EXISTING
SCAN	29A-2	M2-1	D	TOUCH SCREEN	TICKETING WEST #3	1	02	REPLACE EXISTING
SCAN	29A-2	M2-2	D	TOUCH SCREEN	TICKETING EAST #1	1	03	REPLACE EXISTING
SCAN	29A-3	M2-1	D	TOUCH SCREEN	TICKETING EAST #2	1	03	REPLACE EXISTING
SCAN	29A-3	M2-2	D	TOUCH SCREEN	TICKETING EAST #3	1	03	REPLACE EXISTING
A5	5	M2-1	D	TOUCH SCREEN	A5 HOLDROOM	1	06	REPLACE EXISTING
A5	5	M2-2	D	TOUCH SCREEN	A5 HOLDROOM	1	06	REPLACE EXISTING
CLD	OPS	X-1	D	TOUCH SCREEN	OPERATIONS CENTER - STATION #1	2	03	REPLACE EXISTING
CLD	OPS	X-2	D	TOUCH SCREEN	OPERATIONS CENTER - STATION #2	2	03	REPLACE EXISTING
STEM	21	M2	D	TOUCH SCREEN	CHECKPOINT BY TSA BREAK ROOM	2	05	REPLACE EXISTING
STEM	21	LEO	D	TOUCH SCREEN	LEO PODIUM	2	05	NEW - COORDINATE EXISTING DATA OUTLET USE
ARFF	OPS	X	D	TOUCH SCREEN	BACK UP OPS (BUILDING 70)	B70		VERIFY LOCATION FOR REPLACEMENT
A5	1	M2-2	D	TOUCH SCREEN	A3 COUNTER	2	06	REPLACE EXISTING
A5	2	M2	D	TOUCH SCREEN	A4 COUNTER	2	06	REPLACE EXISTING
A5	1	M2-1	W	TOUCH SCREEN	A3 WALL / BOARDING	2	06	REPLACE EXISTING
A2	6	M2	D	TOUCH SCREEN	A1 COUNTER	2	07	REPLACE EXISTING
A2	7	M2	D	TOUCH SCREEN	A2 COUNTER	2	07	REPLACE EXISTING
C3	12	M2	D	TOUCH SCREEN	C1 COUNTER	2	08	REPLACE EXISTING
C3	15	M2-1	D	TOUCH SCREEN	C3 COUNTER	2	09	REPLACE EXISTING
C3	18	M2-2	D	TOUCH SCREEN	C4 COUNTER	2	10	REPLACE EXISTING
C5	18	M2-1	D	TOUCH SCREEN	C5 COUNTER	2	10	REPLACE EXISTING
C5	19	M2	D	TOUCH SCREEN	NEWER A4A COUNTER	2	10	REPLACE EXISTING - RELOCATED FROM C6
C5	20	M2	D	TOUCH SCREEN	C7 COUNTER	2	10	REPLACE EXISTING

GENERAL NOTES:

1. AIRPORT IS EXPECTING TO RENUMBER/RE-LABEL ALL GATES AND WILL PROVIDE A CROSS REFERENCE SHEET. THE CONTRACTOR TO COORDINATE ALL SOFTWARE ID PROGRAMMING AND PHYSICAL EQUIPMENT LABELING WITH THE AIRPORT.

HNTB

HNTB Corporation
715 Kirk Drive
Kansas City, Missouri 64105
(816) 472-1201

Burns
10733 Sunset Office Dr, Suite 215
St. Louis, MO 63127
(800) 803-1386

NOT FOR CONSTRUCTION

OWNER/DEVELOPER:

LIFT DSM

DSM INTERNATIONAL AIRPORT

DES MOINES INTERNATIONAL AIRPORT
DSM PA AND EVIDS SYSTEM REPLACEMENT
CONTRACT ID: 2025-01-10

KEY PLAN

DATE	05/23/25
ISSUED FOR:	100% DESIGN
PROJECT NO.	63281
ISSUED BY	HNTB
DRAWN BY	KKB
CHECKED BY	JCK
APPROVED BY	MRH

REV	DATE	DESCRIPTION

SHEET TITLE & NUMBER
PA SCHEDULES

TA7-002

Copyright HNTB Corporation 2025

EVIDS SCHEDULE

DEVICE ID	AIRPORT DEVICE NAME	DEVICE TYPE	QUANTITY OF DISPLAYS	DESCRIPTION	GENERAL DEFAULT CONTENT	LEVEL	AREA	SCOPE OF WORK / COMMENT
001	BAG CLAIM 1	LED DISPLAY	1 - LED	EXISTING BAG CLAIM #1 DOUBLE SIDED LED DISPLAY	BAG CLAIM #1 STATUS / INFORMATION	1	01	RECONNECT EXISTING LED SIGN VIA EXISTING ETHERNET CONVERTOR OR REPLACE AS NEEDED
002	BAG CLAIM 2	LED DISPLAY	1 - LED	EXISTING BAG CLAIM #2 DOUBLE SIDED LED DISPLAY	BAG CLAIM #2 STATUS / INFORMATION	1	01	RECONNECT EXISTING LED SIGN VIA EXISTING ETHERNET CONVERTOR OR REPLACE AS NEEDED
008	AIRFIDS-BAGDEP2	EXISTING DDC2	1	BAGGAGE CLAIM DEPARTURES	DEPARTURES	1	01	INSTALL NEW SOFTWARE ON EXISTING DDC AND REPLICATED DEFAULT CONTENT
009	AIRFIDS-BAGARR1	EXISTING DDC2	1	BAGGAGE CLAIM ARRIVALS	ARRIVALS	1	01	INSTALL NEW SOFTWARE ON EXISTING DDC AND REPLICATED DEFAULT CONTENT
010	AIRFIDS-FOOD1	EXISTING DDC2	1	INFORMATION DESK DISPLAY 1 ARRIVALS	ARRIVALS	1	02	INSTALL NEW SOFTWARE ON EXISTING DDC AND REPLICATED DEFAULT CONTENT
011	AIRFIDS-FOOD2	EXISTING DDC2	1	INFORMATION DESK DISPLAY 2 ARRIVALS	ARRIVALS	1	02	INSTALL NEW SOFTWARE ON EXISTING DDC AND REPLICATED DEFAULT CONTENT
012	AIRFIDS-FOOD3	EXISTING DDC2	1	INFORMATION DESK DISPLAY 3 DEPARTURES	DEPARTURES	1	02	INSTALL NEW SOFTWARE ON EXISTING DDC AND REPLICATED DEFAULT CONTENT
013	AIRFIDS-TICNTH	EXISTING DDC2	1	TICKET COUNTER NORTH DISPLAY 1	ARRIVALS	1	02	INSTALL NEW SOFTWARE ON EXISTING DDC AND REPLICATED DEFAULT CONTENT
014	AIRFIDS-TSA54	EXISTING DDC2	3	TSA PASSENGER QUEUE	DEPARTURES AND TSA SCREENING INFORMATION	2	04	EXISITING DDC IN STEM COMM ROOM WITH VIDEO SPLITTER FEEDING 3 TSA DISPLAYS. UPDATE AND REPLICATE.
015	AIRFIDS-STEM55	EXISTING DDC2	1	CONCOURSE STEM DEPARTURES 1	DEPARTURES	2	05	INSTALL NEW SOFTWARE ON EXISTING DDC AND REPLICATED DEFAULT CONTENT
016	AIRFIDS-STEM56	EXISTING DDC2	1	CONCOUSE STEM ARRIVALS	ARRIVALS	2	05	INSTALL NEW SOFTWARE ON EXISTING DDC AND REPLICATED DEFAULT CONTENT
017	AIRFIDS-ESC59	EXISTING DDC2	1	PASSENGER GREETING AREA DISPLAY 2	DEPARTURES	1	04	INSTALL NEW SOFTWARE ON EXISTING DDC AND REPLICATED DEFAULT CONTENT
018	AIRFIDS-A5A	EXISTING DDC2	1	GATE A5A	GATE A5A STATUS / INFORMATION	1	06	INSTALL NEW SOFTWARE ON EXISTING DDC AND REPLICATED DEFAULT CONTENT
019	AIRFIDS-A5B	EXISTING DDC2	1	GATE A5B DISPLAY 1	GATE A5B STATUS / INFORMATION	1	06	INSTALL NEW SOFTWARE ON EXISTING DDC AND REPLICATED DEFAULT CONTENT
020	AIRFIDS-A5C	EXISTING DDC2	1	GATE A5B DISPLAY 2	GATE A5C STATUS / INFORMATION	1	06	INSTALL NEW SOFTWARE ON EXISTING DDC AND REPLICATED DEFAULT CONTENT
023	AIRFIDS-STEM57	EXISTING DDC2	1	CONCOURSE STEM DEPARTURES 2	DEPARTURES	2	05	INSTALL NEW SOFTWARE ON EXISTING DDC AND REPLICATED DEFAULT CONTENT
024	AIRFIDS-FOOD4	EXISTING DDC2	1	INFORMATION DESK DISPLAY 3 DEPARTURES	DEPARTURES	1	02	INSTALL NEW SOFTWARE ON EXISTING DDC AND REPLICATED DEFAULT CONTENT
025	AIRFIDS-TICSTH	EXISTING DDC2	1	TICKET COUNTER NORTH DISPLAY 2	DEPARTURES	1	02	INSTALL NEW SOFTWARE ON EXISTING DDC AND REPLICATED DEFAULT CONTENT
026	AIRFIDS-A1	EXISTING DDC2	1	GATE A1	GATE A1 STATUS / INFORMATION	2	07	INSTALL NEW SOFTWARE ON EXISTING DDC AND REPLICATED DEFAULT CONTENT
027	AIRFIDS-A2	EXISTING DDC2	1	GATE A2	GATE A2 STATUS / INFORMATION	2	07	INSTALL NEW SOFTWARE ON EXISTING DDC AND REPLICATED DEFAULT CONTENT
028	AIR-FIDS-REST-A	EXISTING DDC2	1	PORTER MILL DEPARTURES	DEPARTURES	2	05	INSTALL NEW SOFTWARE ON EXISTING DDC AND REPLICATED DEFAULT CONTENT
031	AIRFIDS-A3	EXISTING DDC2	1	GATE A3	GATE A3 STATUS / INFORMATION	2	06	INSTALL NEW SOFTWARE ON EXISTING DDC AND REPLICATED DEFAULT CONTENT
032	AIRFIDS-A4	EXISTING DDC2	1	GATE A4	GATE A4 STATUS / INFORMATION	2	06	INSTALL NEW SOFTWARE ON EXISTING DDC AND REPLICATED DEFAULT CONTENT
033	AIRFIDS-C1	EXISTING DDC2	1	GATE C1	GATE C1 STATUS / INFORMATION	2	08	INSTALL NEW SOFTWARE ON EXISTING DDC AND REPLICATED DEFAULT CONTENT
035	AIRFIDS-C3	EXISTING DDC2	1	GATE C3	GATE C3 STATUS / INFORMATION	2	09	INSTALL NEW SOFTWARE ON EXISTING DDC AND REPLICATED DEFAULT CONTENT
036	AIRFIDS-C4	EXISTING DDC2	1	GATE C5A (OLD C4 RELOCATED)	GATE C5A STATUS / INFORMATION	2	10	INSTALL NEW SOFTWARE ON EXISTING DDC AND REPLICATED DEFAULT CONTENT
037	AIRFIDS-C5	EXISTING DDC2	1	GATE C5	GATE C5 STATUS / INFORMATION	2	10	INSTALL NEW SOFTWARE ON EXISTING DDC AND REPLICATED DEFAULT CONTENT
038	AIRFIDS-C6	EXISTING DDC2	1	NEWER GATE A4A (OLD GATE C6 DEVICE)	GATE A4A (OLD C6) STATUS / INFORMATION	2	06	INSTALL NEW SOFTWARE ON EXISTING DDC AND REPLICATED DEFAULT CONTENT
039	AIRFIDS-C7	EXISTING DDC2	1	GATE C7	GATE C7 STATUS / INFORMATION	2	10	INSTALL NEW SOFTWARE ON EXISTING DDC AND REPLICATED DEFAULT CONTENT
040	AIRFIDS-TC06	EXISTING DDC2	1	UNITED TICKET COUNTER	TICKET COUNTER TC06 STATUS / INFORMATION	1	02	INSTALL NEW SOFTWARE ON EXISTING DDC AND REPLICATED DEFAULT CONTENT
041	AIRFIDS-TC01	EXISTING DDC2	1	UNITED TICKET COUNTER	TICKET COUNTER TC01 STATUS / INFORMATION	1	02	INSTALL NEW SOFTWARE ON EXISTING DDC AND REPLICATED DEFAULT CONTENT
042	AIRFIDS-TC02	EXISTING DDC2	1	UNITED TICKET COUNTER	TICKET COUNTER TC02 STATUS / INFORMATION	1	02	INSTALL NEW SOFTWARE ON EXISTING DDC AND REPLICATED DEFAULT CONTENT
043	AIRFIDS-TC04	EXISTING DDC2	1	UNITED TICKET COUNTER	TICKET COUNTER TC04 STATUS / INFORMATION	1	02	INSTALL NEW SOFTWARE ON EXISTING DDC AND REPLICATED DEFAULT CONTENT
044	AIRFIDS-TC08	EXISTING DDC2	1	UNITED TICKET COUNTER	TICKET COUNTER TC08 STATUS / INFORMATION	1	02	INSTALL NEW SOFTWARE ON EXISTING DDC AND REPLICATED DEFAULT CONTENT
045	AIRFIDS-TC10	EXISTING DDC2	1	FRONTIER TICKET COUNTER	TICKET COUNTER TC10 STATUS / INFORMATION	1	02	INSTALL NEW SOFTWARE ON EXISTING DDC AND REPLICATED DEFAULT CONTENT
046	AIRFIDS-TC12	EXISTING DDC2	1	FRONTIER TICKET COUNTER	TICKET COUNTER TC12 STATUS / INFORMATION	1	02	INSTALL NEW SOFTWARE ON EXISTING DDC AND REPLICATED DEFAULT CONTENT
047	AIRFIDS-TC13	EXISTING DDC2	1	FRONTIER TICKET COUNTER	TICKET COUNTER TC13 STATUS / INFORMATION	1	02	INSTALL NEW SOFTWARE ON EXISTING DDC AND REPLICATED DEFAULT CONTENT
048	AIRFIDS-TC14	EXISTING DDC2	1	FRONTIER TICKET COUNTER	TICKET COUNTER TC14 STATUS / INFORMATION	1	02	INSTALL NEW SOFTWARE ON EXISTING DDC AND REPLICATED DEFAULT CONTENT
049	AIRFIDS-TC16	EXISTING DDC2	1	ALLEGIANT TICKET COUNTER	TICKET COUNTER TC16 STATUS / INFORMATION	1	02	INSTALL NEW SOFTWARE ON EXISTING DDC AND REPLICATED DEFAULT CONTENT
050	AIRFIDS-TC18	EXISTING DDC2	1	ALLEGIANT TICKET COUNTER	TICKET COUNTER TC18 STATUS / INFORMATION	1	02	INSTALL NEW SOFTWARE ON EXISTING DDC AND REPLICATED DEFAULT CONTENT
051	AIRFIDS-TC22	EXISTING DDC2	1	ALLEGIANT TICKET COUNTER	TICKET COUNTER TC22 STATUS / INFORMATION	1	02	INSTALL NEW SOFTWARE ON EXISTING DDC AND REPLICATED DEFAULT CONTENT
052	AIRFIDS-TC24	EXISTING DDC2	1	ALLEGIANT TICKET COUNTER	TICKET COUNTER TC24 STATUS / INFORMATION	1	02	INSTALL NEW SOFTWARE ON EXISTING DDC AND REPLICATED DEFAULT CONTENT
053	AIRFIDS-TC30	EXISTING DDC2	1	DELTA TICKET COUNTER	TICKET COUNTER TC30 STATUS / INFORMATION	1	03	INSTALL NEW SOFTWARE ON EXISTING DDC AND REPLICATED DEFAULT CONTENT
054	AIRFIDS-TC31	EXISTING DDC2	1	DELTA TICKET COUNTER	TICKET COUNTER TC31 STATUS / INFORMATION	1	03	INSTALL NEW SOFTWARE ON EXISTING DDC AND REPLICATED DEFAULT CONTENT
055	AIRFIDS-TC33	EXISTING DDC2	1	DELTA TICKET COUNTER	TICKET COUNTER TC33 STATUS / INFORMATION	1	03	INSTALL NEW SOFTWARE ON EXISTING DDC AND REPLICATED DEFAULT CONTENT
056	AIRFIDS-TC35	EXISTING DDC2	1	DELTA TICKET COUNTER	TICKET COUNTER TC35 STATUS / INFORMATION	1	03	INSTALL NEW SOFTWARE ON EXISTING DDC AND REPLICATED DEFAULT CONTENT
057	AIRFIDS-TC37	EXISTING DDC2	1	UNASSIGNED TICKET COUNTER	TICKET COUNTER TC37 STATUS / INFORMATION	1	03	INSTALL NEW SOFTWARE ON EXISTING DDC AND REPLICATED DEFAULT CONTENT
058	AIRFIDS-TC39	EXISTING DDC2	1	UNASSIGNED TICKET COUNTER	TICKET COUNTER TC39 STATUS / INFORMATION	1	03	INSTALL NEW SOFTWARE ON EXISTING DDC AND REPLICATED DEFAULT CONTENT
059	AIRFIDS-TC40	EXISTING DDC2	1	AMERICAN TICKET COUNTER	TICKET COUNTER TC40 STATUS / INFORMATION	1	03	INSTALL NEW SOFTWARE ON EXISTING DDC AND REPLICATED DEFAULT CONTENT
060	AIRFIDS-TC41	EXISTING DDC2	1	AMERICAN TICKET COUNTER	TICKET COUNTER TC41 STATUS / INFORMATION	1	03	INSTALL NEW SOFTWARE ON EXISTING DDC AND REPLICATED DEFAULT CONTENT
061	AIRFIDS-TC43	EXISTING DDC2	1	AMERICAN TICKET COUNTER	TICKET COUNTER TC43 STATUS / INFORMATION	1	03	INSTALL NEW SOFTWARE ON EXISTING DDC AND REPLICATED DEFAULT CONTENT
062	AIRFIDS-TC45	EXISTING DDC2	1	AMERICAN TICKET COUNTER	TICKET COUNTER TC45 STATUS / INFORMATION	1	03	INSTALL NEW SOFTWARE ON EXISTING DDC AND REPLICATED DEFAULT CONTENT
063	AIRFIDS-TC47	EXISTING DDC2	1	AMERICAN TICKET COUNTER	TICKET COUNTER TC47 STATUS / INFORMATION	1	03	INSTALL NEW SOFTWARE ON EXISTING DDC AND REPLICATED DEFAULT CONTENT
064	AIRFIDS-TC49	EXISTING DDC2	1	AMERICAN TICKET COUNTER	TICKET COUNTER TC49 STATUS / INFORMATION	1	03	INSTALL NEW SOFTWARE ON EXISTING DDC AND REPLICATED DEFAULT CONTENT
065	AIRFIDS-PRKOFF	EXISTING DDC2	1	PARKING OFFICE ARRIVALS	ARRIVALS	N/A	N/A	LOCATED IN BUILDING 6 - COORDINATE LOCATION W/ THE AIRPORT. UPDATE AND REPLICATE.
066	AIRFIDS-TC20	EXISTING DDC2	1	ALLEGIANT TICKET COUNTER	TICKET COUNTER TC20 STATUS / INFORMATION	1	02	INSTALL NEW SOFTWARE ON EXISTING DDC AND REPLICATED DEFAULT CONTENT
067	AIRFIDS-BC01	EXISTING DDC2	1	BAGGAGE CLAIM - AIRLINE ASSISTANCE COUNTER 1	ASSISTANCE COUNTER 1 STATUS / INFORMATION	1	01	INSTALL NEW SOFTWARE ON EXISTING DDC AND REPLICATED DEFAULT CONTENT
068	AIRFIDS-BC03	EXISTING DDC2	1	BAGGAGE CLAIM - AIRLINE ASSISTANCE COUNTER 2	ASSISTANCE COUNTER 2 STATUS / INFORMATION	1	01	INSTALL NEW SOFTWARE ON EXISTING DDC AND REPLICATED DEFAULT CONTENT
069	AIRFIDS-BC04	EXISTING DDC2	1	BAGGAGE CLAIM - AIRLINE ASSISTANCE COUNTER 3	ASSISTANCE COUNTER 3 STATUS / INFORMATION	1	01	INSTALL NEW SOFTWARE ON EXISTING DDC AND REPLICATED DEFAULT CONTENT
070	AIRFIDS-ESC58	EXISTING DDC2	1	PASSENGER GREETING AREA DISPLAY 1	ARRIVALS	1	04	INSTALL NEW SOFTWARE ON EXISTING DDC AND REPLICATED DEFAULT CONTENT
072	AIRFIDS-BAGMKP1	EXISTING DDC2	1	BAGGAGE MAKEUP ARRIVALS	ARRIVALS	1	01	INSTALL NEW SOFTWARE ON EXISTING DDC AND REPLICATED DEFAULT CONTENT
073	AIRFIDS-BAGMKP2	EXISTING DDC2	1	BAGGAGE MAKEUP DEPARTURES	DEPARTURES	1	01	INSTALL NEW SOFTWARE ON EXISTING DDC AND REPLICATED DEFAULT CONTENT
074	AIRFIDS-TC51	EXISTING DDC2	1	SOUTHWEST TICKET COUNTER	TICKET COUNTER TC51 STATUS / INFORMATION	1	01	INSTALL NEW SOFTWARE ON EXISTING DDC AND REPLICATED DEFAULT CONTENT
075	AIRFIDS-TC50	EXISTING DDC2	1	SOUTHWEST TICKET COUNTER	TICKET COUNTER TC50 STATUS / INFORMATION	1	01	INSTALL NEW SOFTWARE ON EXISTING DDC AND REPLICATED DEFAULT CONTENT
076	AIRFIDS-C-PUB2	EXISTING DDC2	1	CONCOURSE C CORRIDOR DEPARTURES	DEPARTURES	2	09	INSTALL NEW SOFTWARE ON EXISTING DDC AND REPLICATED DEFAULT CONTENT
077	AIRFIDS-A-PUB1	EXISTING DDC2	1	CONCOURSE A CORRIDOR DEPATURES	DEPARTURES	2	07	INSTALL NEW SOFTWARE ON EXISTING DDC AND REPLICATED DEFAULT CONTENT
078	AIRFIDS-BGMKUP2	EXISTING DDC2	1	FIDS N BAG MAKEUP ARRIVALS	ARRIVALS	1	02	INSTALL NEW SOFTWARE ON EXISTING DDC AND REPLICATED DEFAULT CONTENT
080	AIRFIDS-BC02	EXISTING DDC2	1	BAGGAGE CLAIM - AIRLINE ASSISTANCE ARRIVALS	ARRIVALS	1	01	INSTALL NEW SOFTWARE ON EXISTING DDC AND REPLICATED DEFAULT CONTENT
086	CLAIM_1	EXISTING TUGMAN	1 - BUILT IN	QLARITY TOUCH SCREEN TUGMAN	CLAIM #1 TUGMAN INPUT AND INFORMATION	1	01	REPLACE TUGMAN INPUT DEVICES WITH SIMILAR AND REPLICATE FUNCTIONALITY
087	CLAIM_2	EXISTING TUGMAN	1 - BUILT IN	QLARITY TOUCH SCREEN TUGMAN	CLAIM #2 TUGMAN INPUT AND INFORMATION	1	01	REPLACE TUGMAN INPUT DEVICES WITH SIMILAR AND REPLICATE FUNCTIONALITY
110	AIRFIDS-REST-L1	EXISTING DDC2	2	BERK & CHESTERS DISPLAY 1 ARRIVALS	ARRIVALS	1	02	INSTALL NEW SOFTWARE ON EXISTING DDC AND REPLICATED DEFAULT CONTENT
111	AIRFIDS-REST-L2	EXISTING DDC2	2	BERK & CHESTERS DISPLAY 1 DEPARTURES	DEPARTURES	1	02	INSTALL NEW SOFTWARE ON EXISTING DDC AND REPLICATED DEFAULT CONTENT
112	AIRFIDS-TC25	EXISTING DDC2	1	OVERSIZED BAG TICKET COUNTER	TICKET COUNTER TC25 STATUS / INFORMATION	1	02	INSTALL NEW SOFTWARE ON EXISTING DDC AND REPLICATED DEFAULT CONTENT
113	AIRFIDS-TC27	EXISTING DDC2	1	OVERSIZED BAG TICKET COUNTER	TICKET COUNTER TC27 STATUS / INFORMATION	1	03	INSTALL NEW SOFTWARE ON EXISTING DDC AND REPLICATED DEFAULT CONTENT
127	AIRFIDS-BAGCLM1	EXISTING DDC2	2	BAG CLAIM BELT 1	BAG CLAIM #1 STATUS / INFORMATION	1	01	INSTALL NEW SOFTWARE ON EXISTING DDC AND REPLICATED DEFAULT CONTENT
130	AIRFIDS-BAGCLM2	EXISTING DDC2	2	BAG CLAIM BELT 2	BAG CLAIM #2 STATUS / INFORMATION	1	01	INSTALL NEW SOFTWARE ON EXISTING DDC AND REPLICATED DEFAULT CONTENT
132	AIRFIDS-ITTEST	EXISTING DDC2	1	FIDS TEST DDC	VARIES - FOR IT TESTING OF NEW CONTENT	2	02	INSTALL NEW SOFTWARE ON EXISTING DDC AND REPLICATED DEFAULT CONTENT
OPS	NEW OPS CENTER	NEW DDC	1	OPS CENTER DISPLAY	TO BE DETERMINED WITH THE AIRPORT	2	03	INSTALL NEW SOFTWARE ON AIRPORT PROVIDED NEW DDC AND CONNECT TO EXISTING DISPLAY

GENERAL NOTES:

1. TYPICAL EVIDS/FIDS ARCHITECTURE IS THAT EACH DDC DRIVES ONE DISPLAY. REFER TO SCHEDULE FOR EXCEPTIONS.
2. FIELD VERIFY THE CONTENT AT EACH DEVICE/DISPLAY AND REPLICATE THE SAME CONTENT AND FUNCTIONALITY ON THE NEW SYSTEM.
3. AIRPORT IS EXPECTING TO RENUMBER/RE-LABEL ALL GATES AND WILL PROVIDE A CROSS REFERENCE SHEET. THE CONTRACTOR TO COORDINATE ALL SOFTWARE ID PROGRAMMING AND PHYSICAL EQUIPMENT LABELING WITH THE AIRPORT.

HNTB

HNTB Corporation
715 Kirk Drive
Kansas City, Missouri 64105
(816) 472-1201

Burns
10733 Sunset Office Dr, Suite 215
St. Louis, MO 63127
(800) 803-1386

NOT FOR CONSTRUCTION

OWNER/DEVELOPER:

LIFT DSM

DSM INTERNATIONAL AIRPORT

DES MOINES INTERNATIONAL AIRPORT
DSM PA AND EVIDS SYSTEM REPLACEMENT
CONTRACT ID: 2025-01-10

KEY PLAN

DATE	05/23/25
ISSUED FOR:	100% DESIGN
PROJECT NO.	63281
ISSUED BY	HNTB
DRAWN BY	KKB
CHECKED BY	JCK
APPROVED BY	MRH

REV	DATE	DESCRIPTION

SHEET TITLE & NUMBER
EVIDS SCHEDULE

TA7-003

Copyright HNTB Corporation 2025